

ELEVATION PLAN 立面圖


Authorized Person for the Development certified that the elevations shown on this plan:-
 (a) are prepared on the basis of the approved building plans for the Development as of 11 February 2020; and
 (b) are in general accordance with the outward appearance of the Development.

發展項目的認可人士證明本圖顯示的立面：
 (a) 以2020年2月11日的情況為準的發展項目的經批准的建築圖則為基礎擬備；及
 (b) 大致上與發展項目的外觀一致。

TOWER 3
第3座

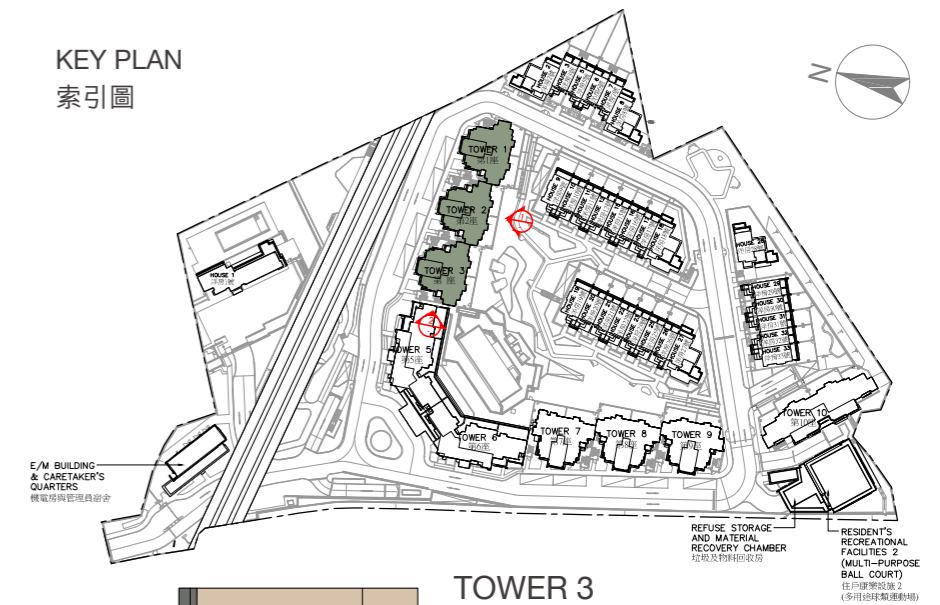
TOWER 2
第2座

TOWER 1
第1座

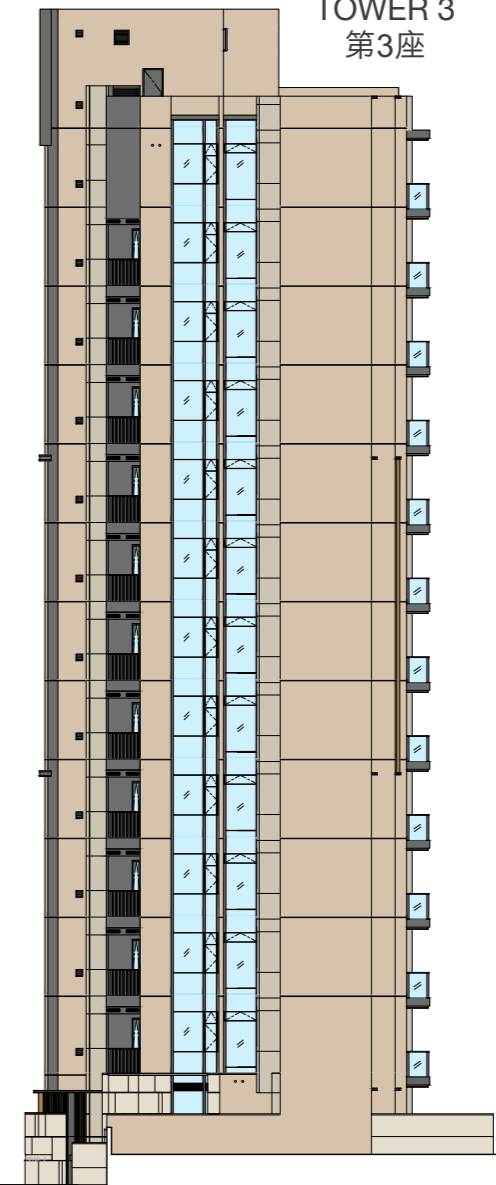


ELEVATION PLAN 1
立面圖 1

KEY PLAN
索引圖



TOWER 3
第3座



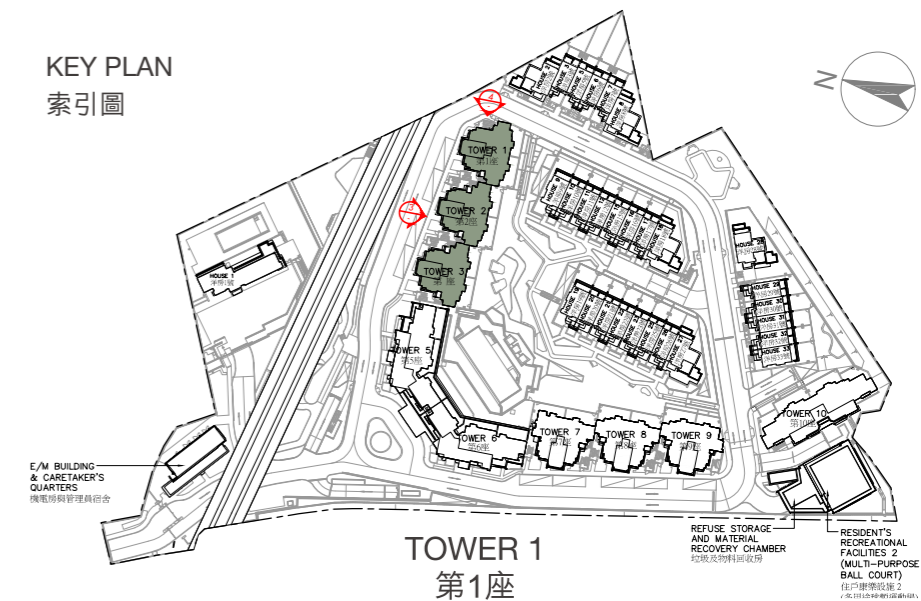
ELEVATION PLAN 2
立面圖 2

ELEVATION PLAN 立面圖

Authorized Person for the Development certified that the elevations shown on this plan:-
 (a) are prepared on the basis of the approved building plans for the Development as of 11 February 2020; and
 (b) are in general accordance with the outward appearance of the Development.

發展項目的認可人士證明本圖顯示的立面：
 (a) 以2020年2月11日的情況為準的發展項目的經批准的建築圖則為基礎擬備；及
 (b) 大致上與發展項目的外觀一致。

KEY PLAN
索引圖



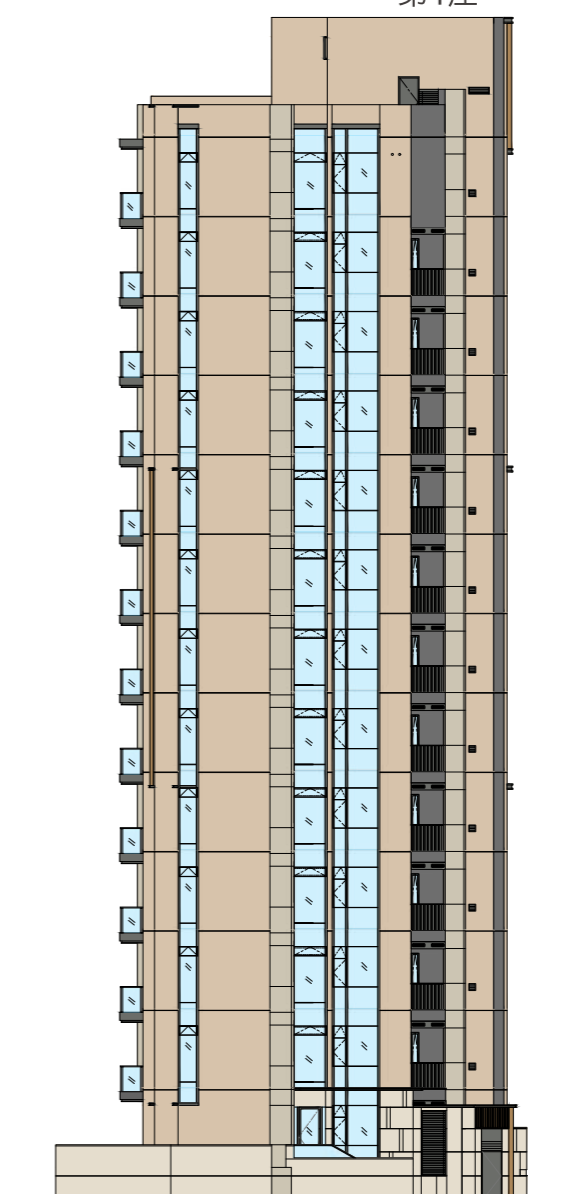
TOWER 1
第1座

TOWER 2
第2座

TOWER 3
第3座



ELEVATION PLAN 3
立面圖 3




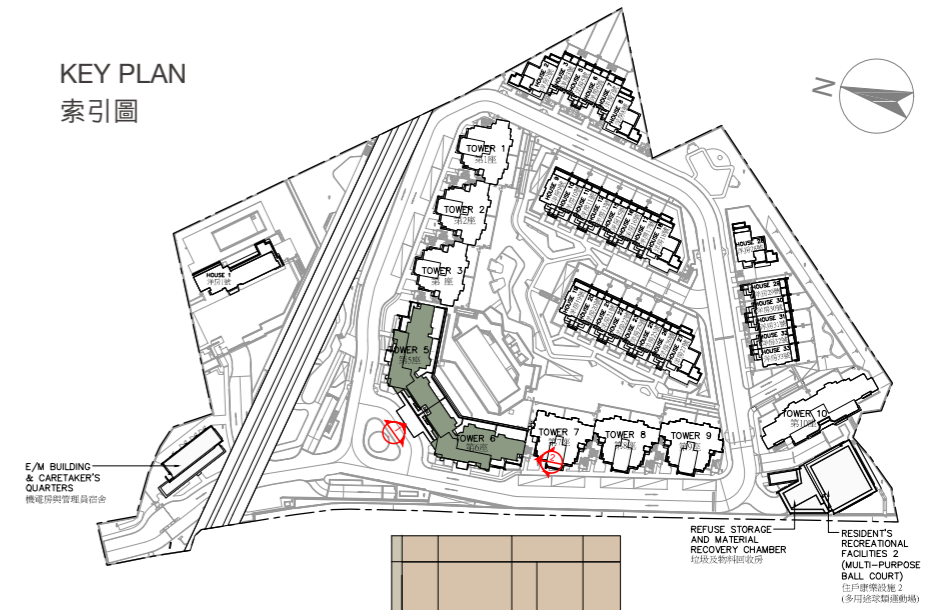
ELEVATION PLAN 4
立面圖 4

ELEVATION PLAN 立面圖

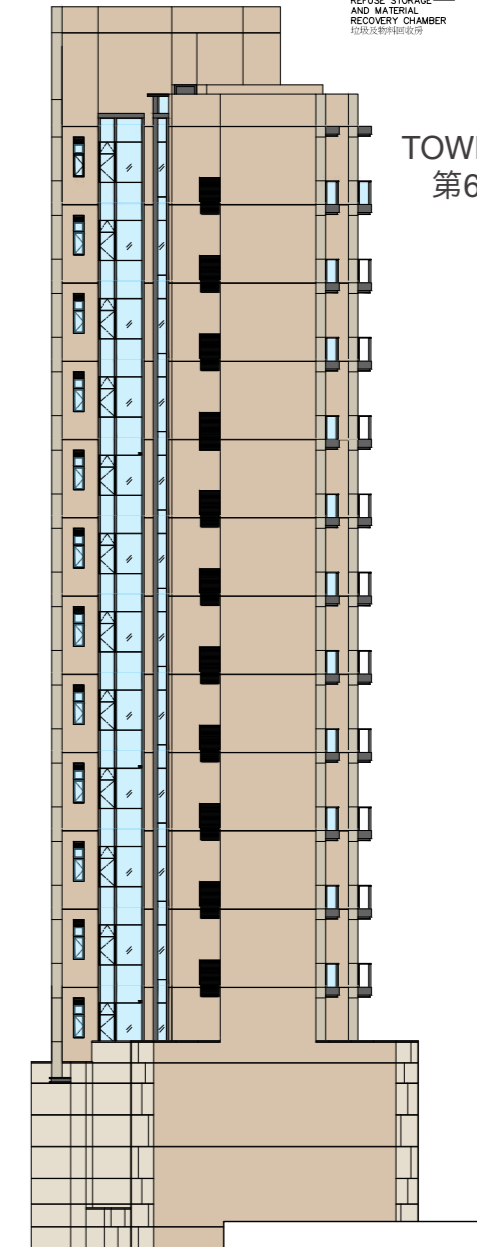
Authorized Person for the Development certified that the elevations shown on this plan:-
 (a) are prepared on the basis of the approved building plans for the Development as of 11 February 2020; and
 (b) are in general accordance with the outward appearance of the Development.

發展項目的認可人士證明本圖顯示的立面：
 (a) 以2020年2月11日的情況為準的發展項目的經批准的建築圖則為基礎擬備；及
 (b) 大致上與發展項目的外觀一致。

KEY PLAN
索引圖



ELEVATION PLAN 1
立面圖 1

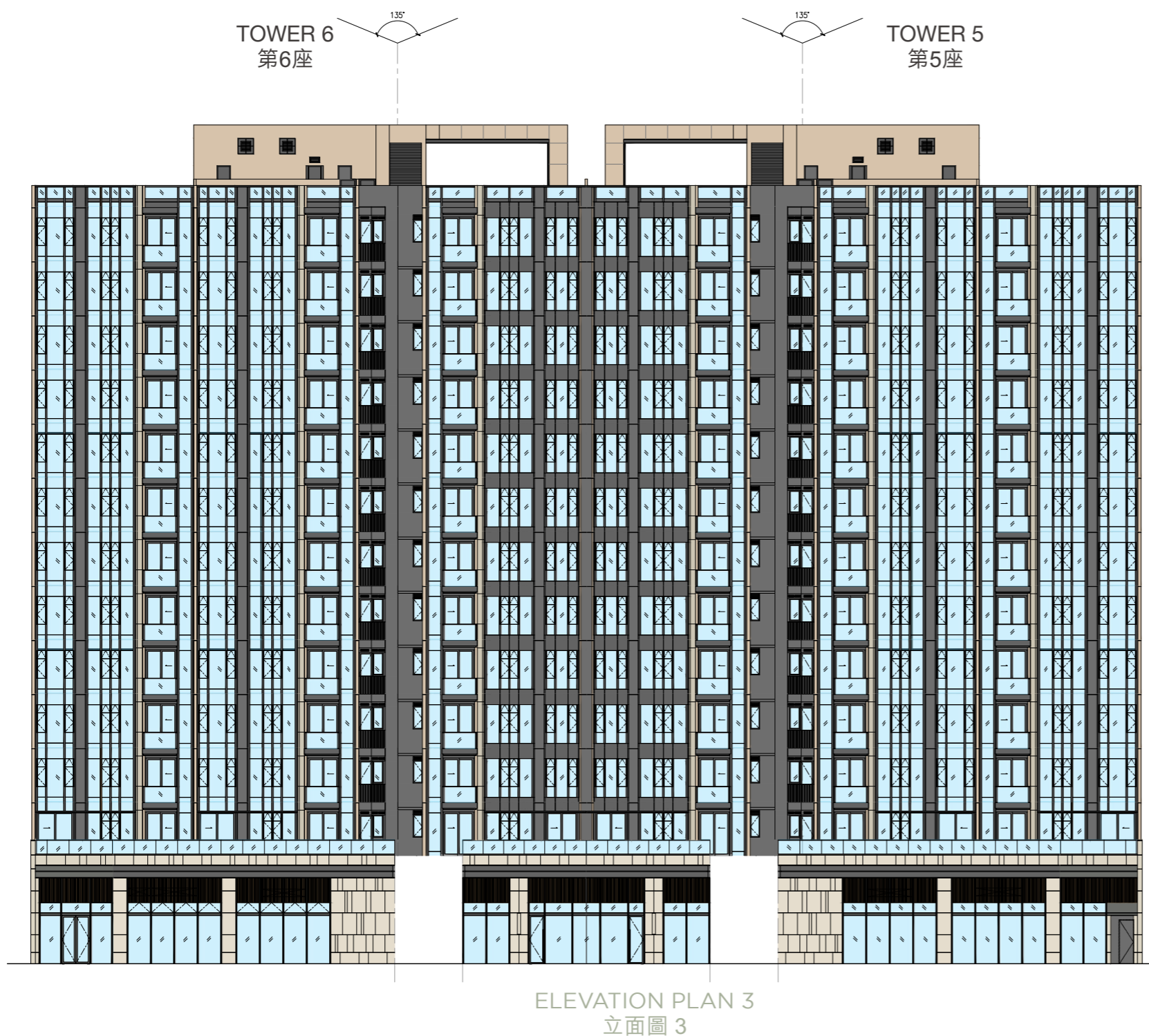


ELEVATION PLAN 2
立面圖 2

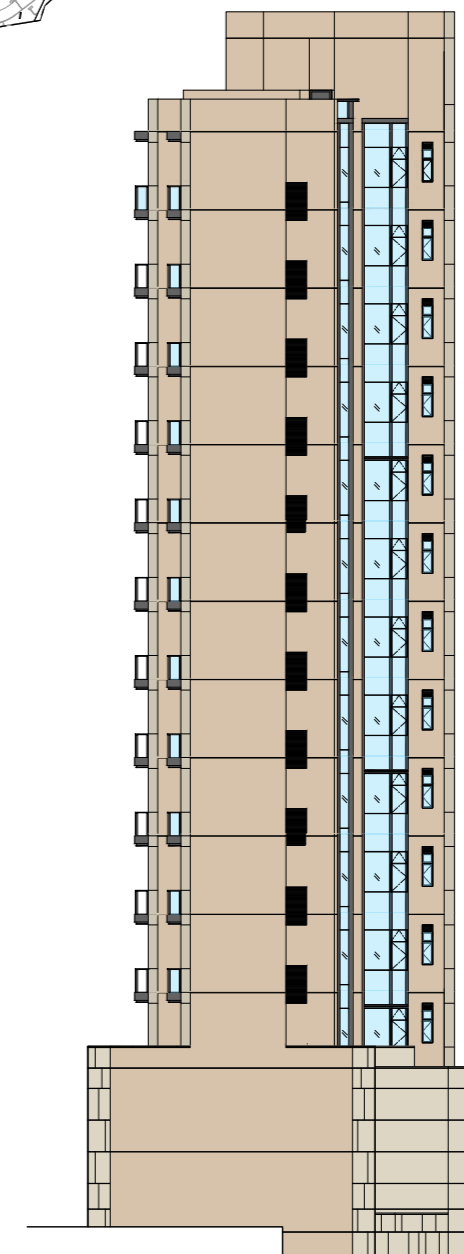
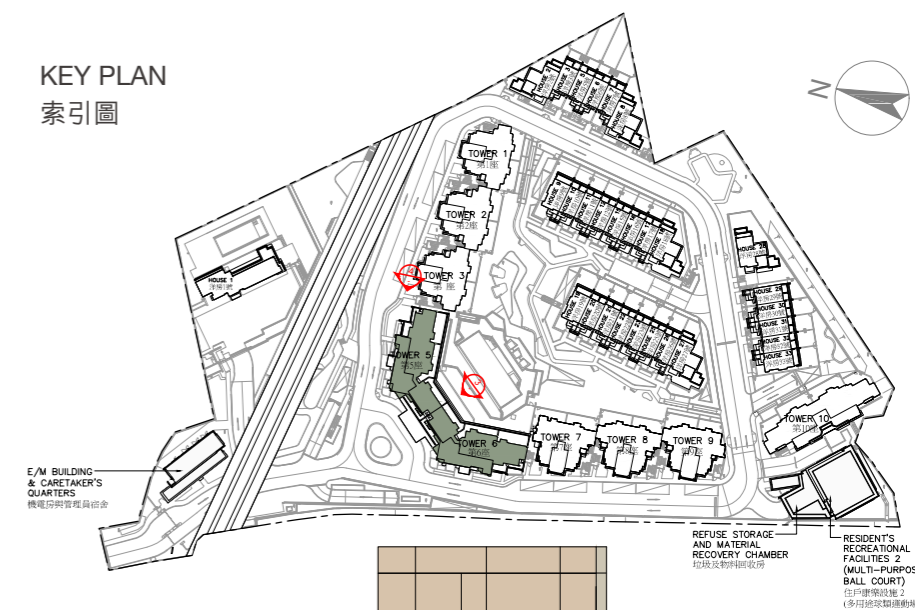
ELEVATION PLAN 立面圖

Authorized Person for the Development certified that the elevations shown on this plan:-
 (a) are prepared on the basis of the approved building plans for the Development as of 11 February 2020; and
 (b) are in general accordance with the outward appearance of the Development.

發展項目的認可人士證明本圖顯示的立面：
 (a) 以2020年2月11日的情況為準的發展項目的經批准的建築圖則為基礎擬備；及
 (b) 大致上與發展項目的外觀一致。



KEY PLAN
索引圖

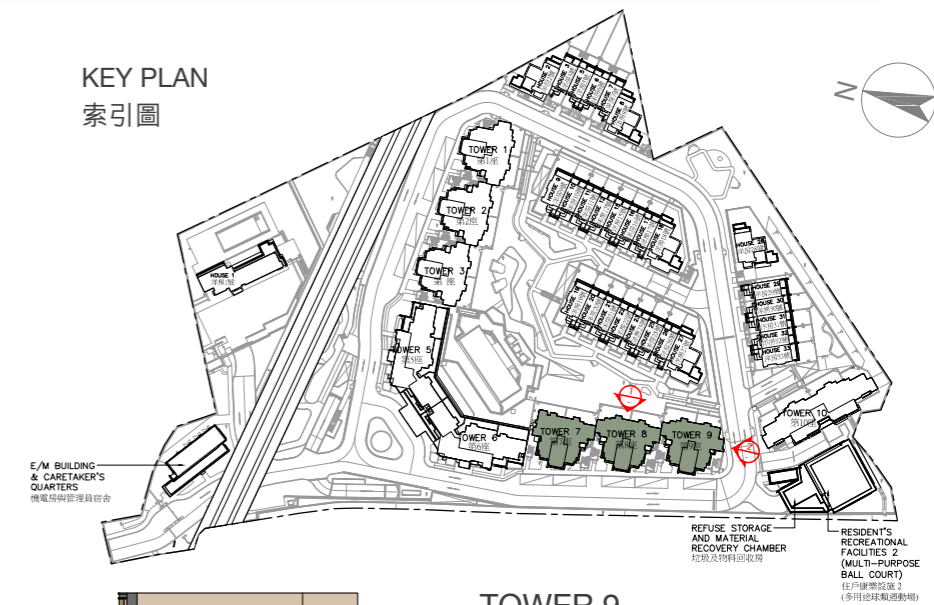


ELEVATION PLAN 立面圖

Authorized Person for the Development certified that the elevations shown on this plan:-
 (a) are prepared on the basis of the approved building plans for the Development as of 11 February 2020; and
 (b) are in general accordance with the outward appearance of the Development.

發展項目的認可人士證明本圖顯示的立面：
 (a) 以2020年2月11日的情況為準的發展項目的經批准的建築圖則為基礎擬備；及
 (b) 大致上與發展項目的外觀一致。


KEY PLAN
索引圖



TOWER 9
第9座

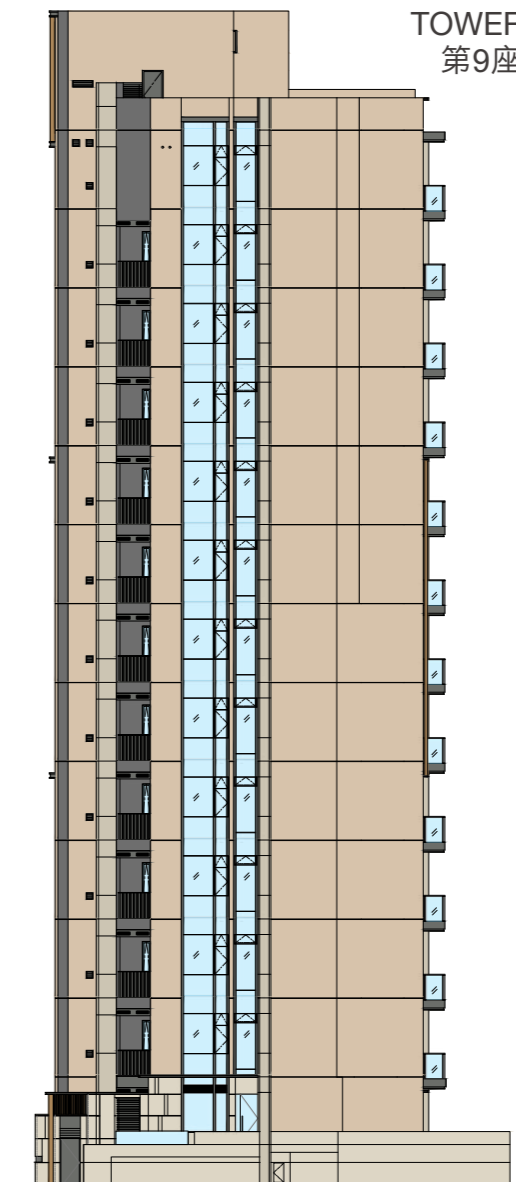
TOWER 8
第8座

TOWER 7
第7座



ELEVATION PLAN 1
立面圖 1

TOWER 9
第9座



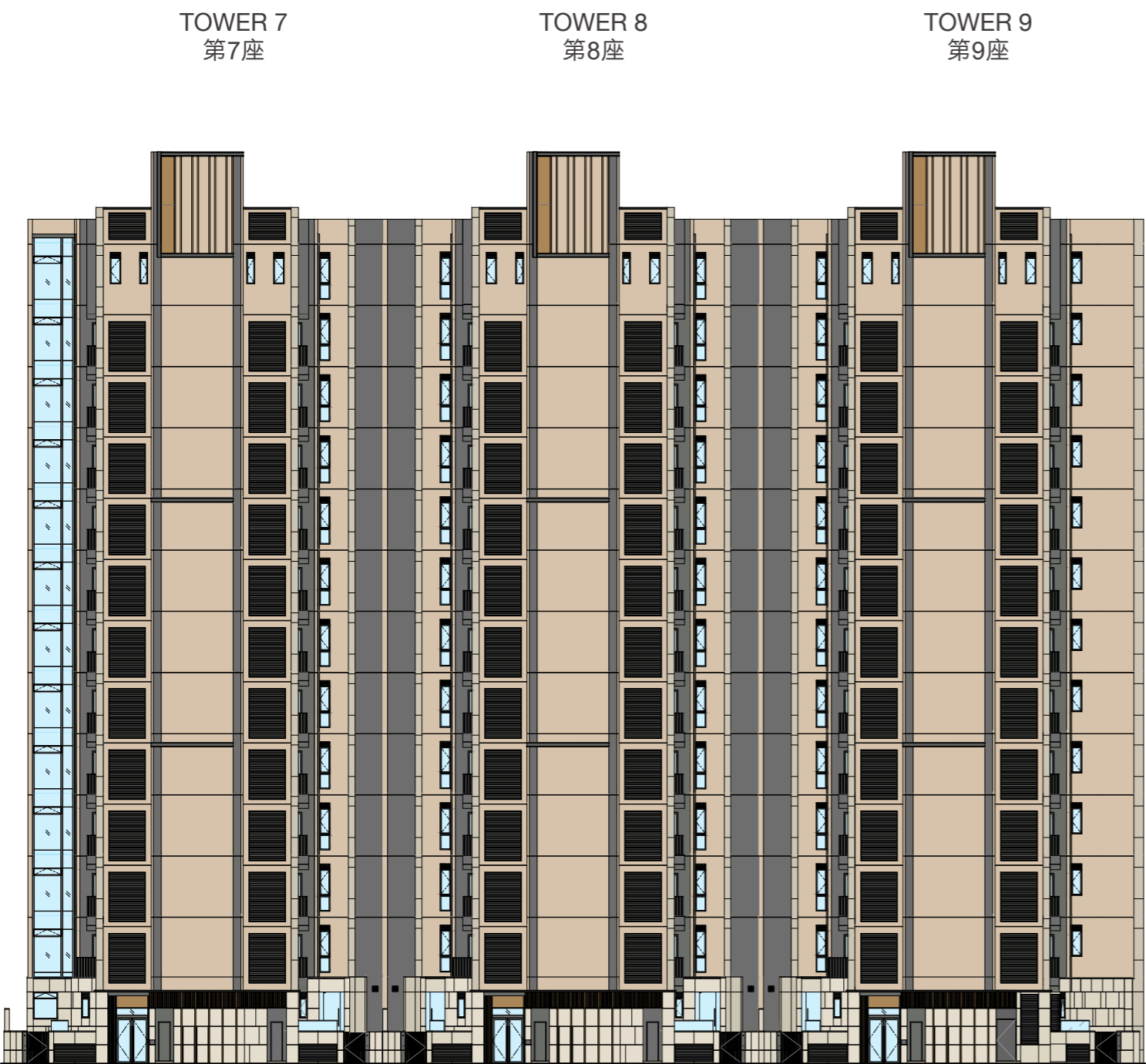
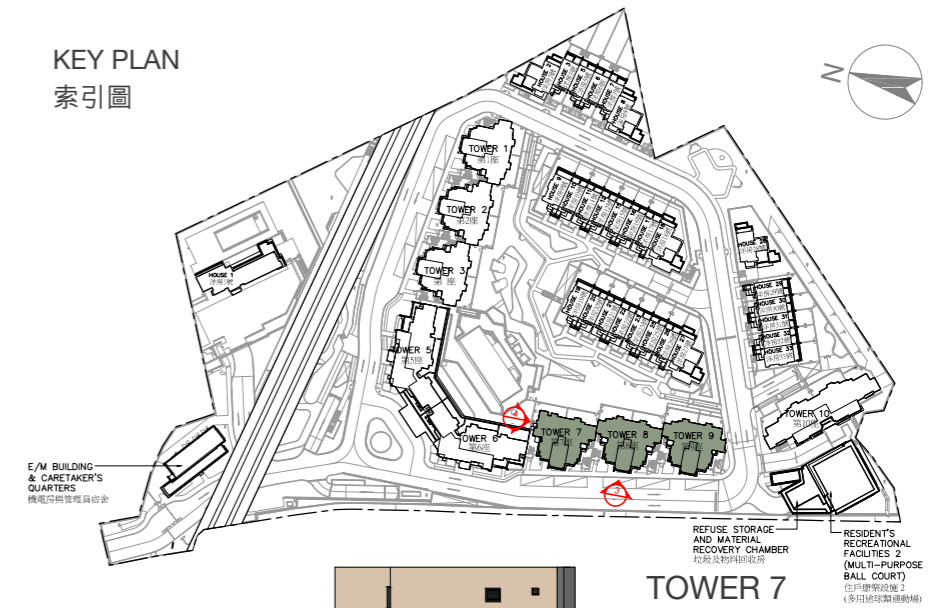
ELEVATION PLAN 2
立面圖 2

ELEVATION PLAN 立面圖

Authorized Person for the Development certified that the elevations shown on this plan:-
 (a) are prepared on the basis of the approved building plans for the Development as of 11 February 2020; and
 (b) are in general accordance with the outward appearance of the Development.

發展項目的認可人士證明本圖顯示的立面：
 (a) 以2020年2月11日的情況為準的發展項目的經批准的建築圖則為基礎擬備；及
 (b) 大致上與發展項目的外觀一致。

KEY PLAN
索引圖



ELEVATION PLAN 3
立面圖 3




ELEVATION PLAN 4
立面圖 4

ELEVATION PLAN 立面圖

Authorized Person for the Development certified that the elevations shown on this plan:-
 (a) are prepared on the basis of the approved building plans for the Development as of 11 February 2020; and
 (b) are in general accordance with the outward appearance of the Development.

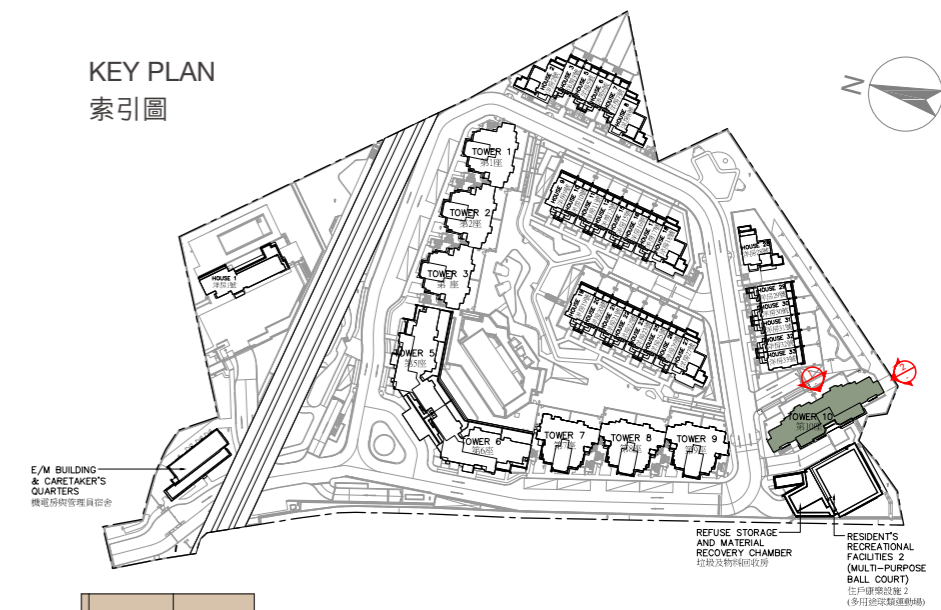
發展項目的認可人士證明本圖顯示的立面：
 (a) 以2020年2月11日的情況為準的發展項目的經批准的建築圖則為基礎擬備；及
 (b) 大致上與發展項目的外觀一致。

TOWER 10
第10座

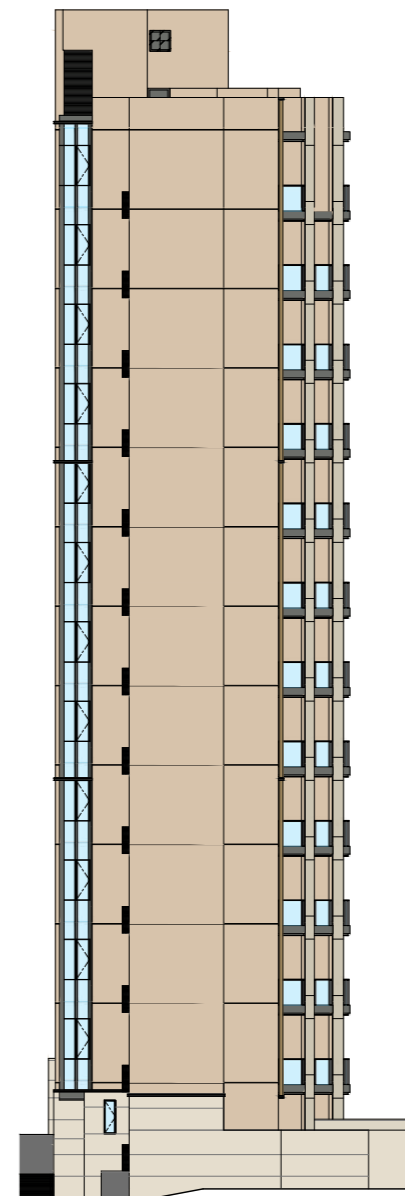


ELEVATION PLAN 1
立面圖 1

KEY PLAN
索引圖



TOWER 10
第10座



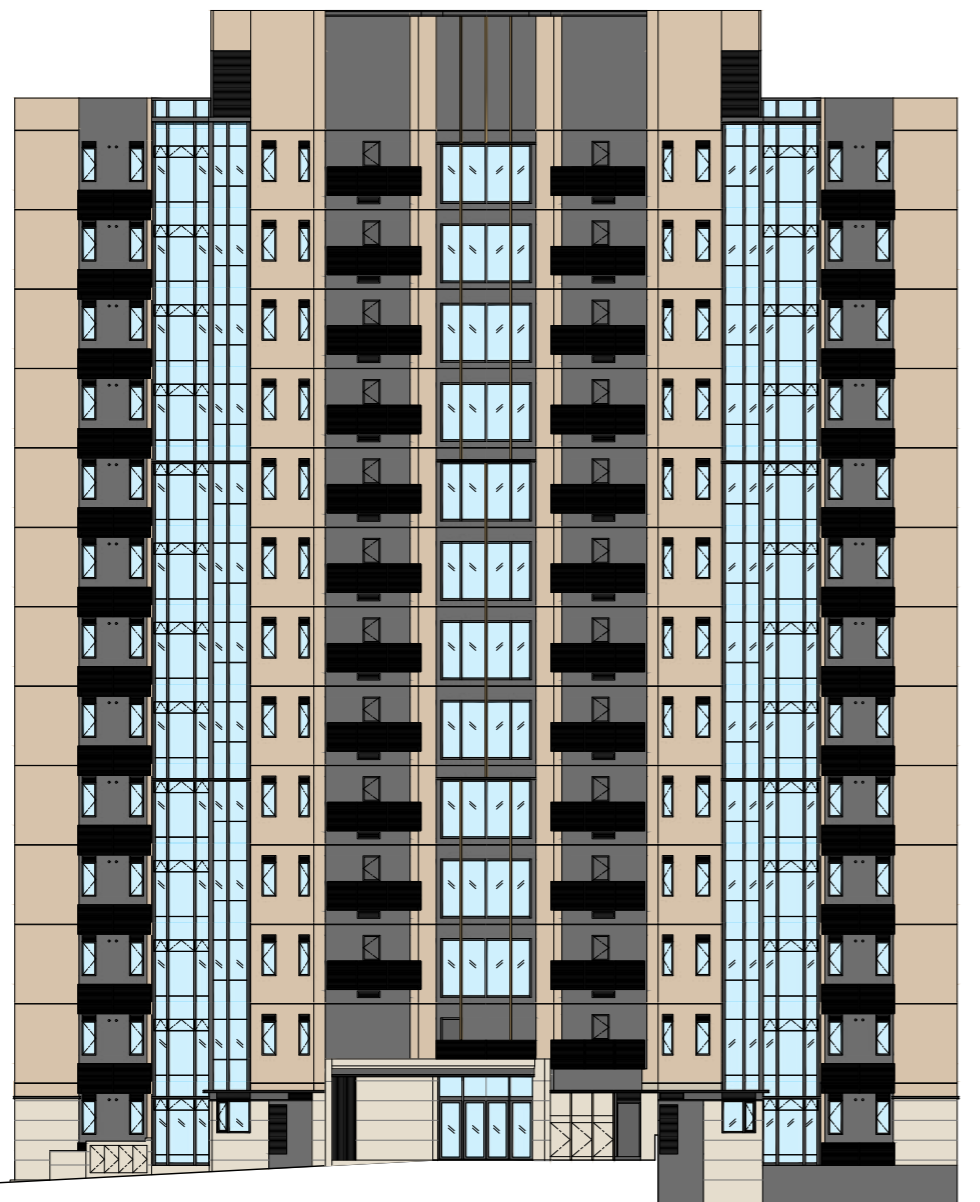
ELEVATION PLAN 2
立面圖 2

ELEVATION PLAN 立面圖

Authorized Person for the Development certified that the elevations shown on this plan:-
 (a) are prepared on the basis of the approved building plans for the Development as of 11 February 2020; and
 (b) are in general accordance with the outward appearance of the Development.

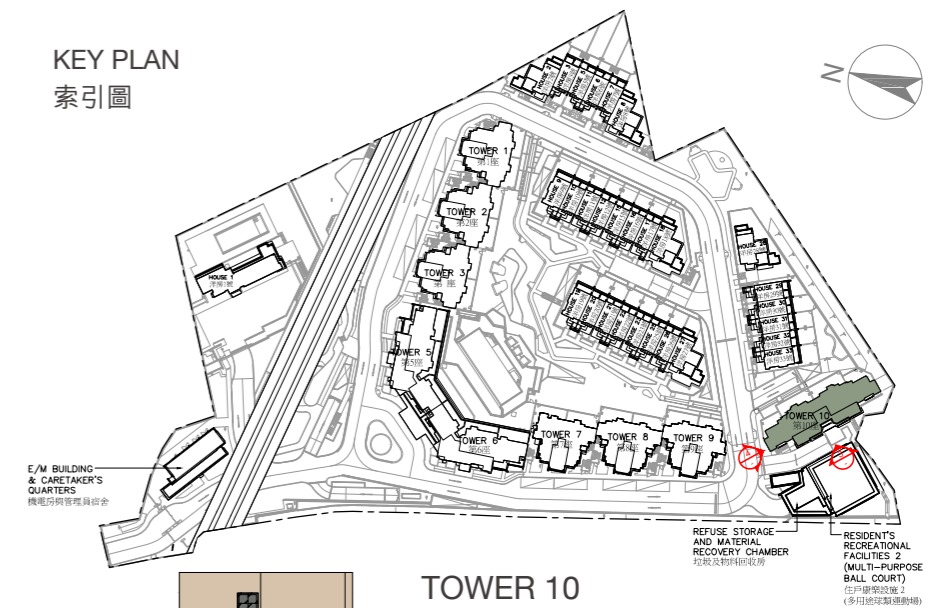
發展項目的認可人士證明本圖顯示的立面：
 (a) 以2020年2月11日的情況為準的發展項目的經批准的建築圖則為基礎擬備；及
 (b) 大致上與發展項目的外觀一致。

TOWER 10
第10座

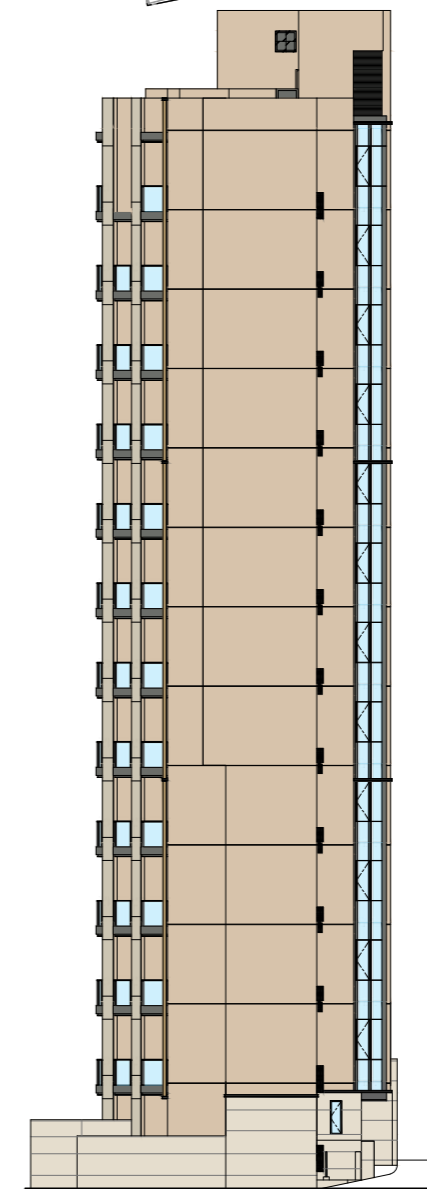


ELEVATION PLAN 3
立面圖 3

KEY PLAN
索引圖



TOWER 10
第10座



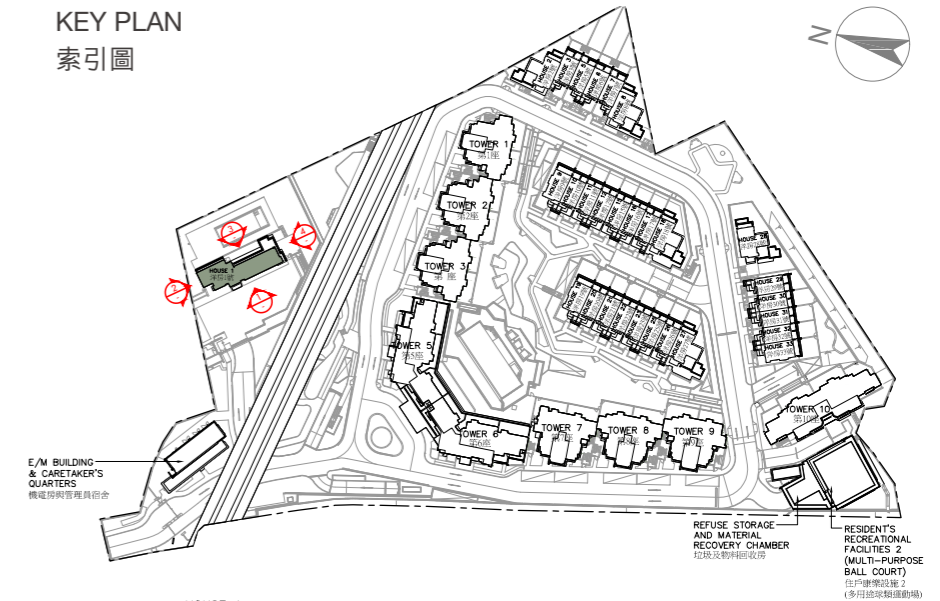
ELEVATION PLAN 4
立面圖 4

ELEVATION PLAN 立面圖

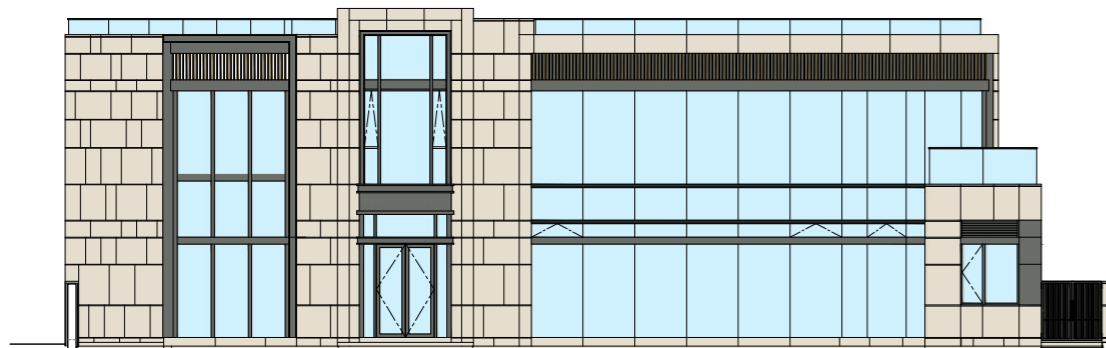
Authorized Person for the Development certified that the elevations shown on this plan:-
 (a) are prepared on the basis of the approved building plans for the Development as of 11 February 2020; and
 (b) are in general accordance with the outward appearance of the Development.

發展項目的認可人士證明本圖顯示的立面：
 (a) 以2020年2月11日的情況為準的發展項目的經批准的建築圖則為基礎擬備；及
 (b) 大致上與發展項目的外觀一致。

KEY PLAN
索引圖

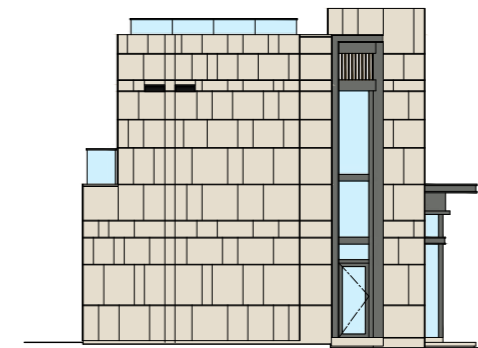


HOUSE 1
洋房1號



ELEVATION PLAN 1
立面圖 1

HOUSE 1
洋房1號



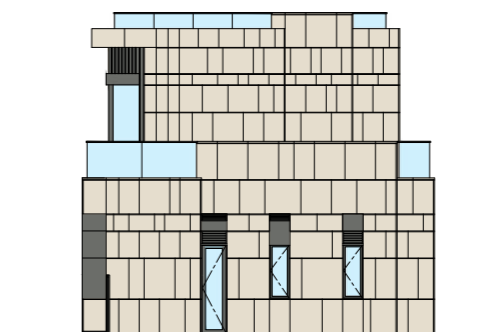
ELEVATION PLAN 2
立面圖 2

HOUSE 1
洋房1號



ELEVATION PLAN 3
立面圖 3

HOUSE 1
洋房1號



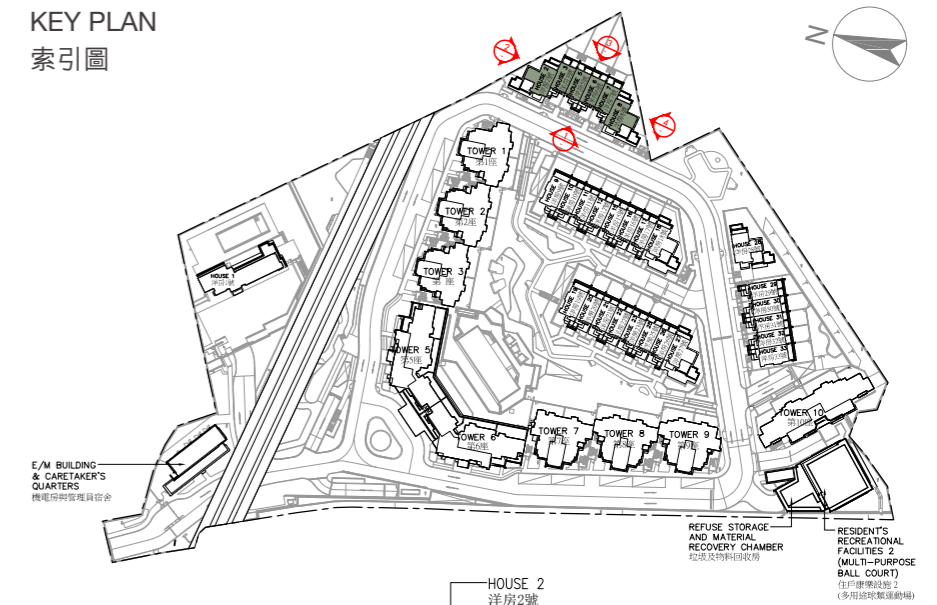
ELEVATION PLAN 4
立面圖 4

ELEVATION PLAN 立面圖

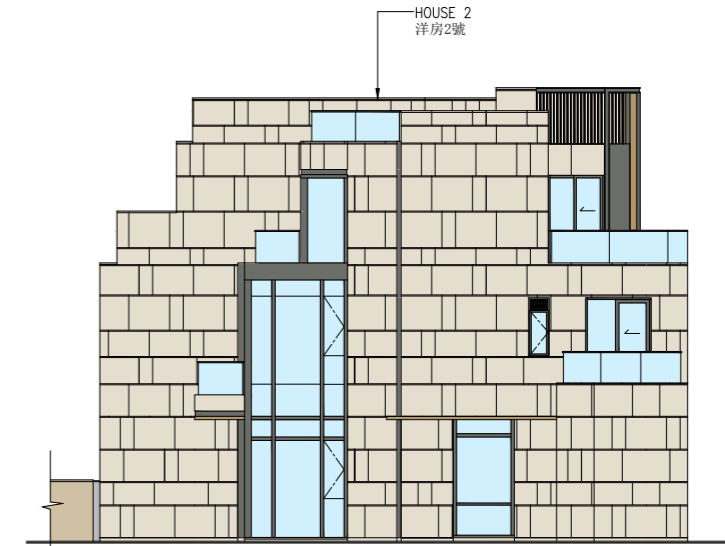
Authorized Person for the Development certified that the elevations shown on this plan:-
 (a) are prepared on the basis of the approved building plans for the Development as of 11 February 2020; and
 (b) are in general accordance with the outward appearance of the Development.

發展項目的認可人士證明本圖顯示的立面：
 (a) 以2020年2月11日的情況為準的發展項目的經批准的建築圖則為基礎擬備；及
 (b) 大致上與發展項目的外觀一致。

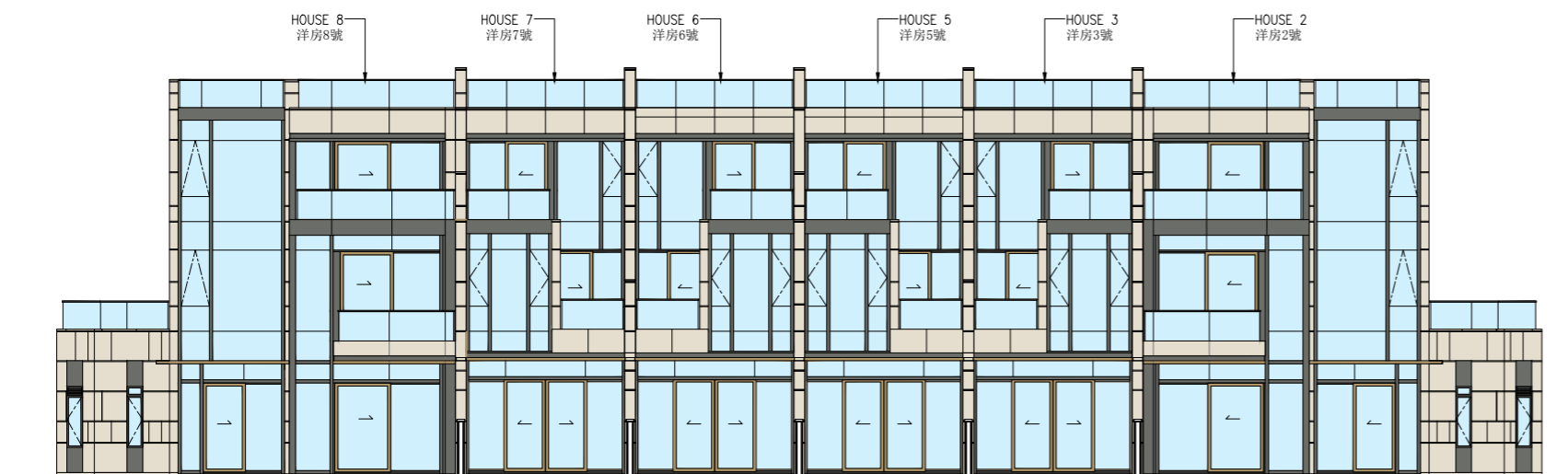
KEY PLAN
索引圖



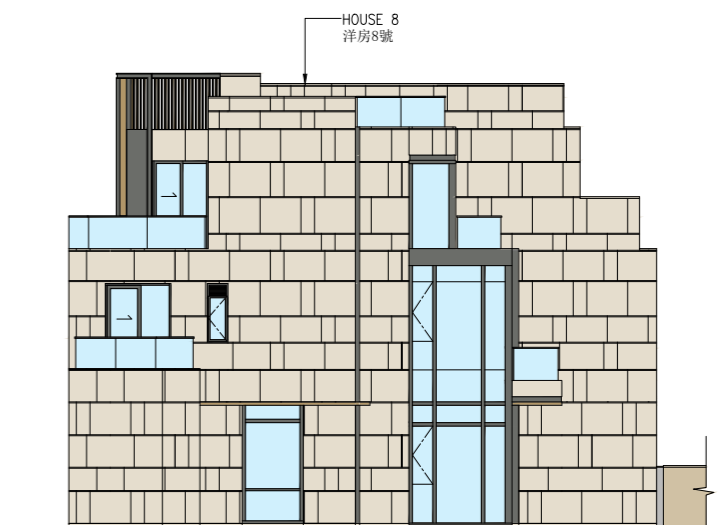
ELEVATION PLAN 1
立面圖 1



ELEVATION PLAN 2
立面圖 2



ELEVATION PLAN 3
立面圖 3



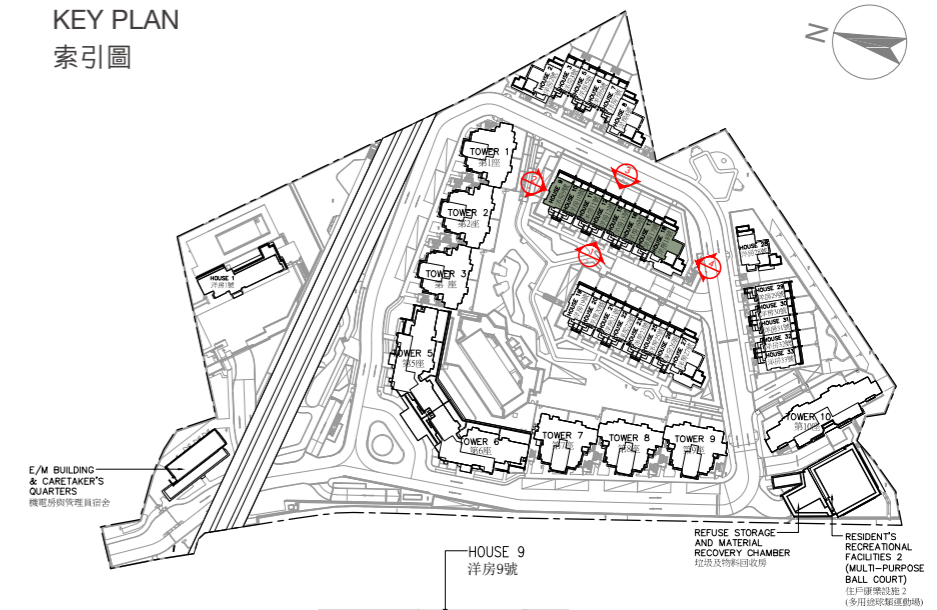
ELEVATION PLAN 4
立面圖 4

ELEVATION PLAN 立面圖

Authorized Person for the Development certified that the elevations shown on this plan:-
 (a) are prepared on the basis of the approved building plans for the Development as of 11 February 2020; and
 (b) are in general accordance with the outward appearance of the Development.

發展項目的認可人士證明本圖顯示的立面：
 (a) 以2020年2月11日的情況為準的發展項目的經批准的建築圖則為基礎擬備；及
 (b) 大致上與發展項目的外觀一致。

KEY PLAN
索引圖



ELEVATION PLAN 1
立面圖 1



ELEVATION PLAN 2
立面圖 2



ELEVATION PLAN 3
立面圖 3



ELEVATION PLAN 4
立面圖 4

ELEVATION PLAN 立面圖

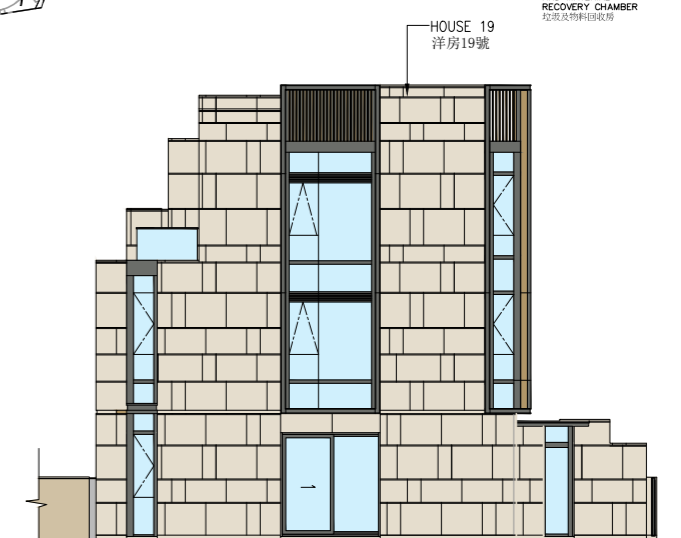
Authorized Person for the Development certified that the elevations shown on this plan:-
 (a) are prepared on the basis of the approved building plans for the Development as of 11 February 2020; and
 (b) are in general accordance with the outward appearance of the Development.

發展項目的認可人士證明本圖顯示的立面：
 (a) 以2020年2月11日的情況為準的發展項目的經批准的建築圖則為基礎擬備；及
 (b) 大致上與發展項目的外觀一致。

KEY PLAN
索引圖



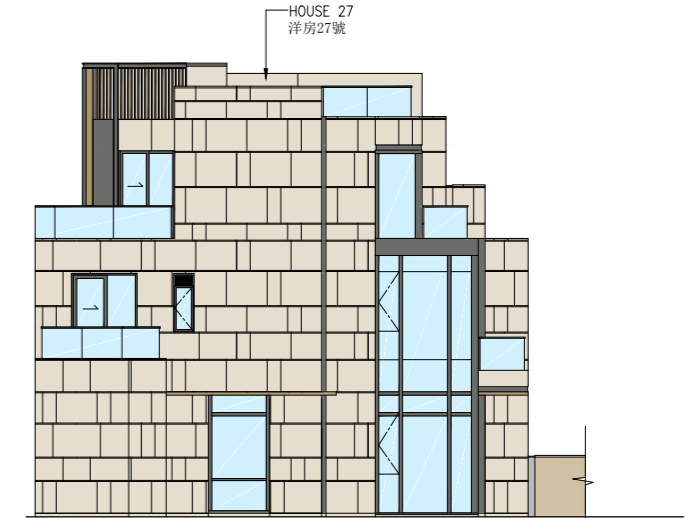
ELEVATION PLAN 1
立面圖 1



ELEVATION PLAN 2
立面圖 2



ELEVATION PLAN 3
立面圖 3



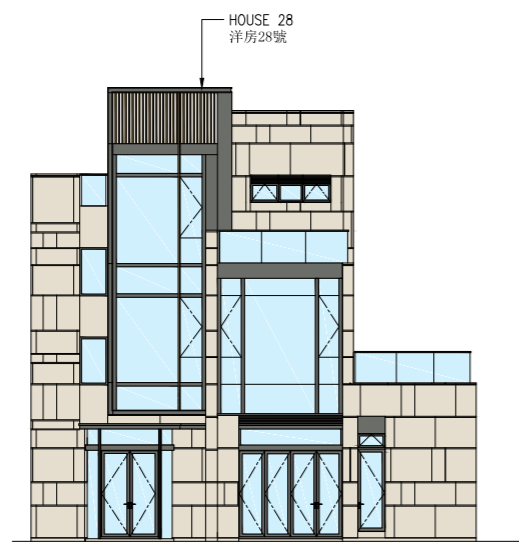
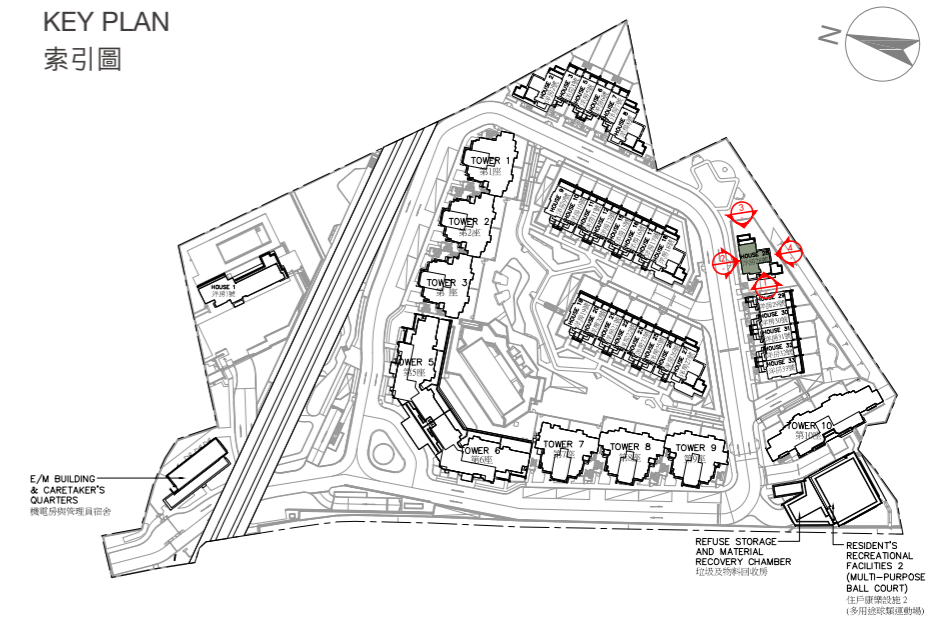
ELEVATION PLAN 4
立面圖 4

ELEVATION PLAN 立面圖

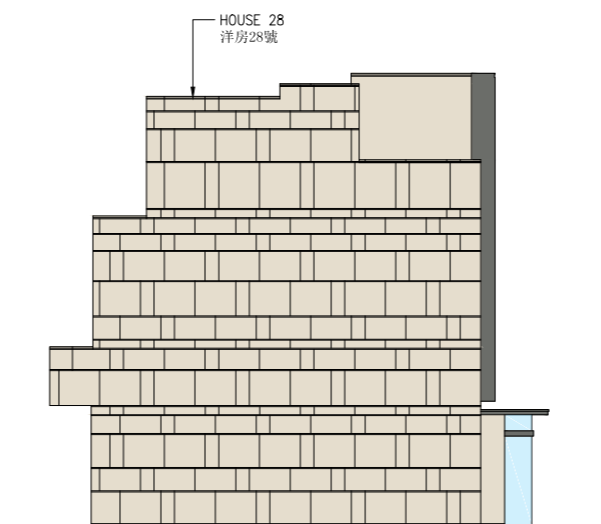
Authorized Person for the Development certified that the elevations shown on this plan:-
 (a) are prepared on the basis of the approved building plans for the Development as of 11 February 2020; and
 (b) are in general accordance with the outward appearance of the Development.

發展項目的認可人士證明本圖顯示的立面：
 (a) 以2020年2月11日的情況為準的發展項目的經批准的建築圖則為基礎擬備；及
 (b) 大致上與發展項目的外觀一致。

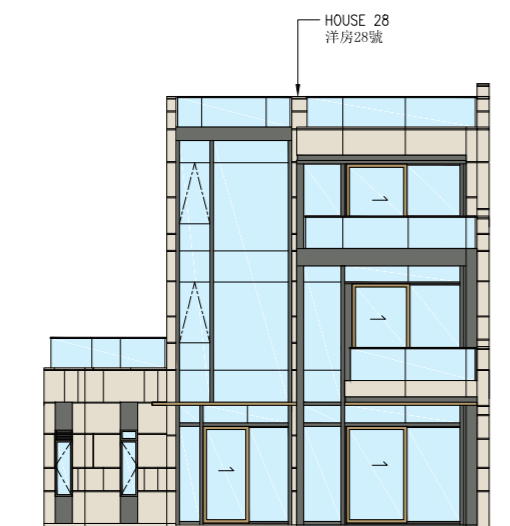
KEY PLAN 索引圖



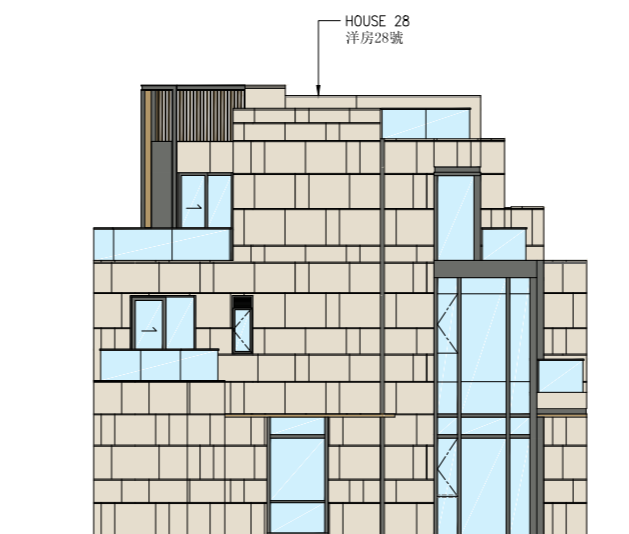
ELEVATION PLAN 1
立面圖 1



ELEVATION PLAN 2
立面圖 2



ELEVATION PLAN 3
立面圖 3



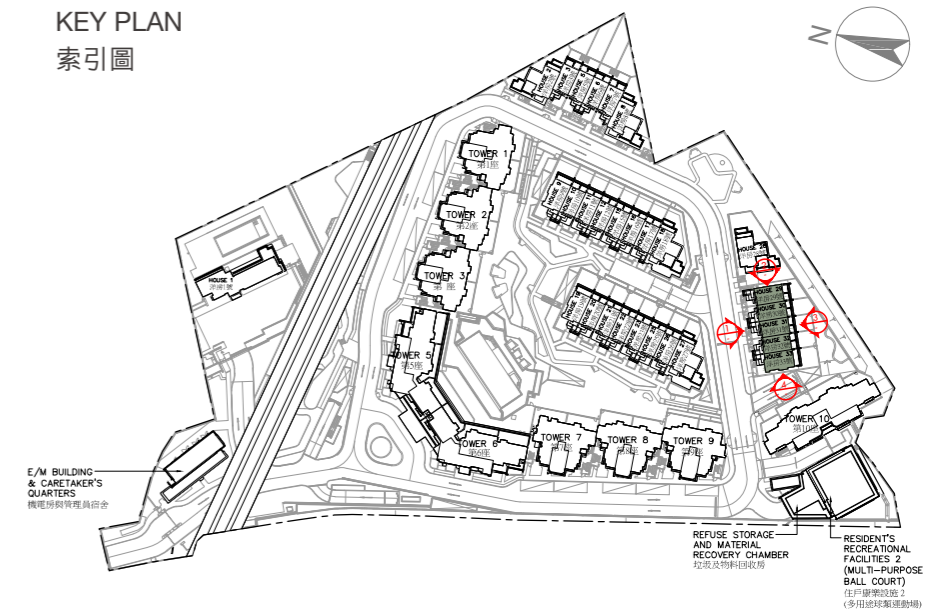
ELEVATION PLAN 4
立面圖 4

ELEVATION PLAN 立面圖

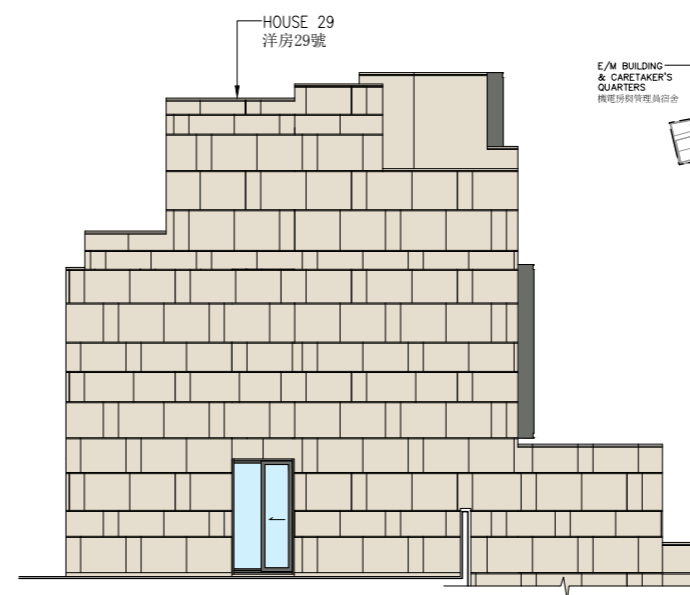
Authorized Person for the Development certified that the elevations shown on this plan:-
 (a) are prepared on the basis of the approved building plans for the Development as of 11 February 2020; and
 (b) are in general accordance with the outward appearance of the Development.

發展項目的認可人士證明本圖顯示的立面：
 (a) 以2020年2月11日的情況為準的發展項目的經批准的建築圖則為基礎擬備；及
 (b) 大致上與發展項目的外觀一致。

KEY PLAN
索引圖



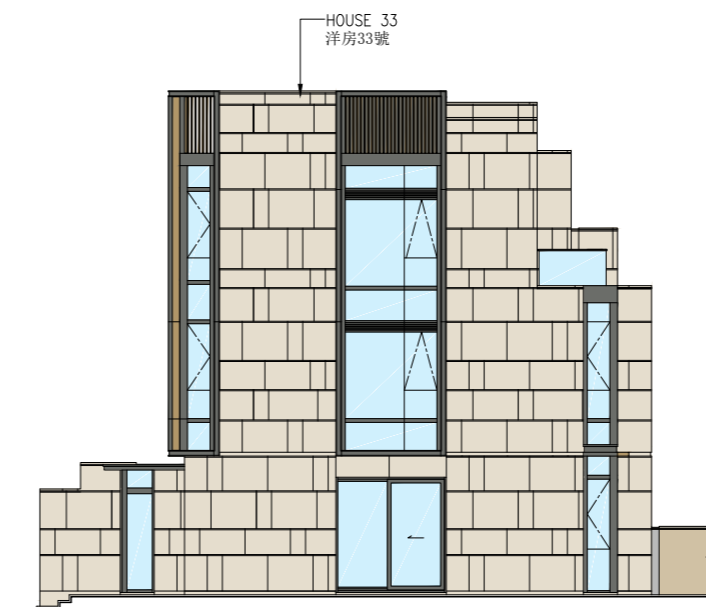
ELEVATION PLAN 1
立面圖 1



ELEVATION PLAN 2
立面圖 2



ELEVATION PLAN 3
立面圖 3



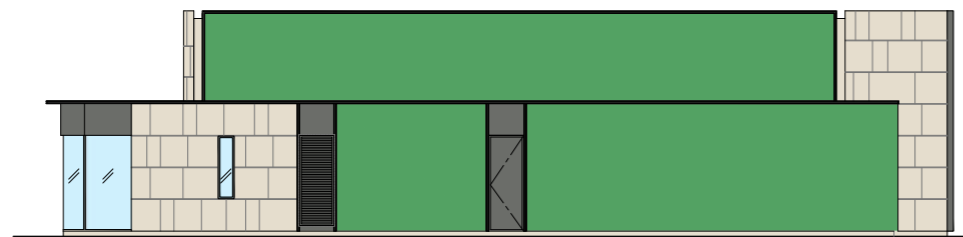
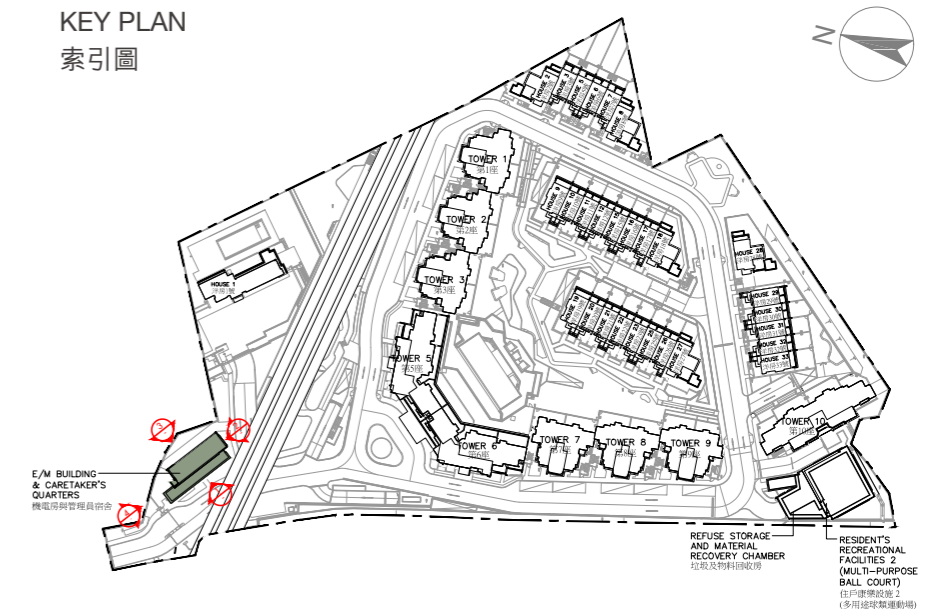
ELEVATION PLAN 4
立面圖 4

ELEVATION PLAN 立面圖

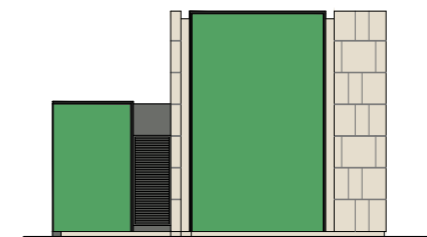
Authorized Person for the Development certified that the elevations shown on this plan:-
 (a) are prepared on the basis of the approved building plans for the Development as of 11 February 2020; and
 (b) are in general accordance with the outward appearance of the Development.

發展項目的認可人士證明本圖顯示的立面：
 (a) 以2020年2月11日的情況為準的發展項目的經批准的建築圖則為基礎擬備；及
 (b) 大致上與發展項目的外觀一致。

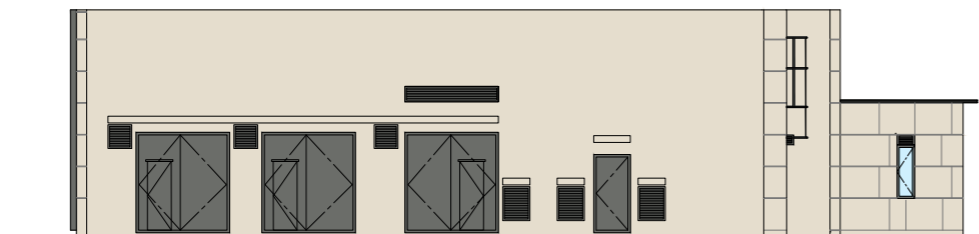
KEY PLAN
索引圖



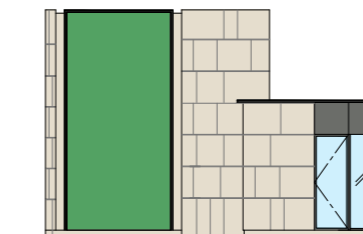
ELEVATION PLAN 1
立面圖 1



ELEVATION PLAN 2
立面圖 2



ELEVATION PLAN 3
立面圖 3



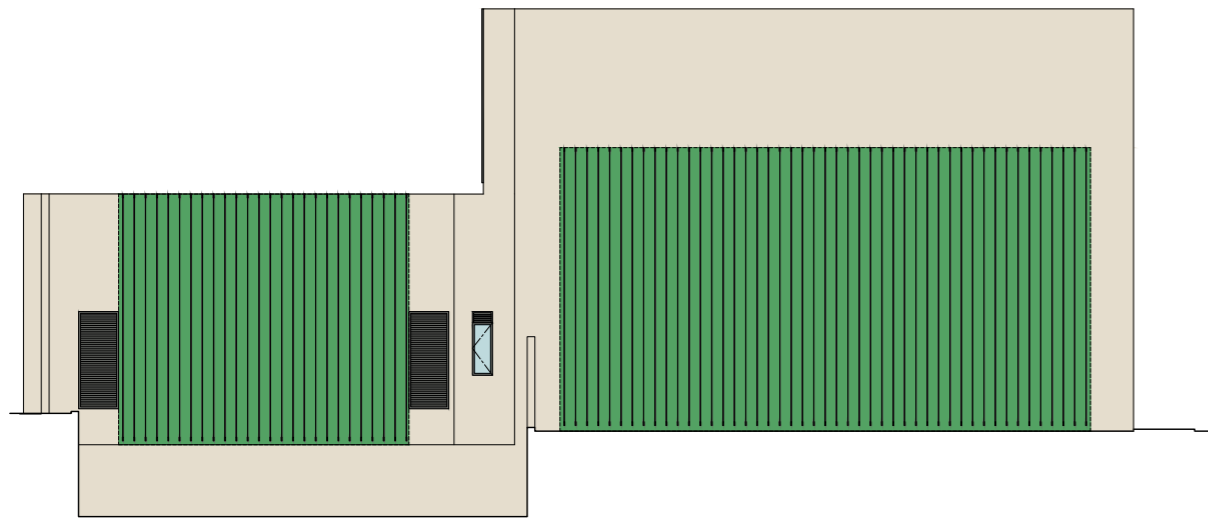
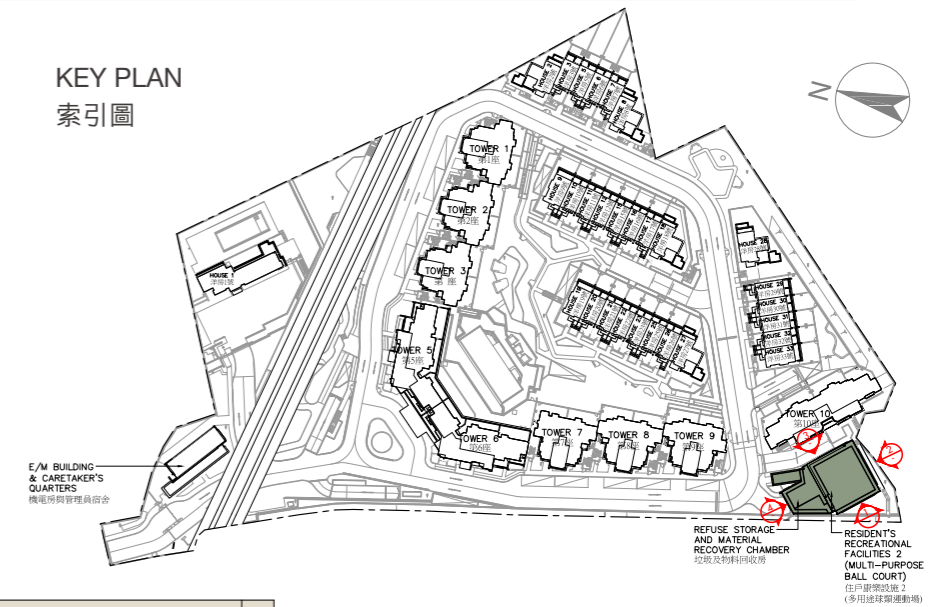
ELEVATION PLAN 4
立面圖 4

ELEVATION PLAN 立面圖


Authorized Person for the Development certified that the elevations shown on this plan:-
 (a) are prepared on the basis of the approved building plans for the Development as of 6 November 2019; and
 (b) are in general accordance with the outward appearance of the Development.

發展項目的認可人士證明本圖顯示的立面：
 (a) 以2019年11月6日的情況為準的發展項目的經批准的建築圖則為基礎擬備；及
 (b) 大致上與發展項目的外觀一致。

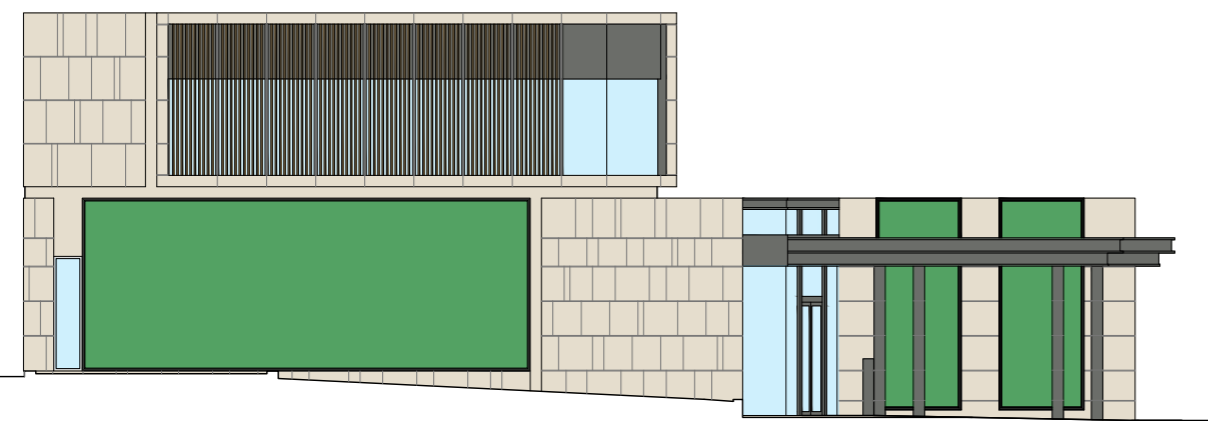
KEY PLAN
索引圖



ELEVATION PLAN 1
立面圖 1



ELEVATION PLAN 2
立面圖 2



ELEVATION PLAN 3
立面圖 3



ELEVATION PLAN 4
立面圖 4

INFORMATION ON COMMON FACILITIES IN THE DEVELOPMENT

發展項目中的公用設施的資料

Category of Common Facilities 公用設施的類別	Covered area 有蓋範圍 square metre (square feet) 平方米 (平方呎)	Uncovered area 無蓋範圍 square metre (square feet) 平方米 (平方呎)
Residents' clubhouse (including any recreational facilities for residents' use) 住客會所 (包括供住客使用的任何康樂設施)	1,401.923 (15,090)	1,023.939 (11,022)
Communal garden or play area for residents' use on the roof, or on any floor between the roof and the lowest residential floor, of a building in the Development (whether known as a communal sky garden or otherwise) 位於發展項目中的建築物的天台或在天台和最低一層住宅樓層之間的任何一層的、供住客使用的公用花園或遊樂地方 (不論是稱為公用空中花園或有其他名稱)	1,082.305 (11,650)	4,317.212 (46,470)
Communal garden or play area for residents' use below the lowest residential floor of a building in the Development (whether known as a covered and landscaped play area or otherwise) 位於發展項目中的建築物的最低一層住宅樓層以下的、供住客使用的公用花園或遊樂地方 (不論是稱為有蓋及園景的遊樂場或有其他名稱)	Not Applicable 不適用	Not Applicable 不適用

Remarks:

The areas as specified above in square feet are converted at a rate of 1 square metre = 10.764 square feet and rounded to the nearest integer, which may be slightly different from the area presented in square metres.

備註：

上述以平方呎列明的面積，均以1平方米=10.764平方呎換算，並以四捨五入至整數平方呎，與以平方米表述之面積可能有些微差異。

INSPECTION OF PLANS AND DEED OF MUTUAL COVENANT

閱覽圖則及公契

1. A copy of the Outline Zoning Plan relating to the Development is available at www.ozp.tpb.gov.hk.
2. A copy of every deed of mutual covenant in respect of the specified residential properties that has been executed is available for inspection at the place at which the specified residential properties are offered to be sold.
3. The inspection is free of charge.

1. 備有關乎發展項目的分區計劃大綱圖的文本供閱覽的互聯網網站的網址為 www.ozp.tpb.gov.hk。
2. 關於指明住宅物業的每一已簽立的公契的文本存放在指明住宅物業的售樓處，以供閱覽。
3. 無須為閱覽付費。

FITTINGS, FINISHES AND APPLIANCES

裝置、裝修物料及設備

Tower 1 - Tower 3, Tower 5 - Tower 10
第1座至第3座、第5座至第10座

1. Exterior Finishes

Item		Description				
(a)	External Wall	Type of finishes	External wall finished with ceramic tiles, paint, natural stone cladding, aluminium cladding, aluminium grille, curtain wall, glass wall and vertical green			
(b)	Window	Material of frame	Fluorocarbon coated aluminium			
		Material of glass	<p>The following locations are fitted with clear insulated glass unit (IGU) with low-e coating:</p> <ul style="list-style-type: none"> Living Rooms, Dining Rooms, Bedrooms and Master Bedrooms Bathrooms and Master Bathrooms of Unit A on 12/F and 15/F of Tower 5 - Tower 6 Kitchens (except for Unit B on 1/F - 15/F of Tower 5 - Tower 6 and Unit A and Unit D on G/F of Tower 10) <p>The following locations are fitted with tinted tempered glass:</p> <ul style="list-style-type: none"> Utility Rooms Kitchens of Unit B on 1/F - 15/F of Tower 5 - Tower 6 and Unit A and Unit D on G/F of Tower 10 <p>The following locations are fitted with tinted tempered glass with acid etched:</p> <ul style="list-style-type: none"> Bathrooms and Master Bathrooms (except Unit A on 12/F and 15/F of Tower 5 - Tower 6) 			
(c)	Bay window	Material	Not Applicable			
		Finishes of window sill	Not Applicable			
(d)	Planter	Type of finishes	Not Applicable			
(e)	Verandah or Balcony	Type of finishes	Balcony			
			Wall	Floor	Ceiling	Balustrade
			Ceramic tiles and aluminium cladding	Porcelain tiles	Paint	Clear laminated glass balustrade and fluorocarbon coated aluminium top rail and frame. Floor curb finished with natural stone
			Verandah: Not applicable			
	Whether it is covered	Balcony: All balconies are covered Verandah: Not applicable				
(f)	Drying facilities for clothing	Type and material	Not Applicable			

Note: 4/F, 13/F, 14/F are omitted.

1. 外部裝修物料

細項		描述				
(a)	外牆	裝修物料的類型	大樓外牆鋪砌瓷磚、油漆、天然石材掛板、鋁質掛板、鋁質格柵、玻璃幕牆、玻璃牆及垂直綠化牆			
(b)	窗	框的用料	氟碳噴塗鋁			
		玻璃的用料	<p>以下位置裝設低輻射鍍膜中空清玻璃：</p> <ul style="list-style-type: none"> 客廳、飯廳、睡房及主人睡房 第5座至第6座12樓及15樓A單位之浴室及主人浴室 廚房（第5座至第6座1樓至15樓B單位及第10座地下A單位及D單位除外） <p>以下位置裝設有色強化玻璃：</p> <ul style="list-style-type: none"> 工作間 第5座至第6座1樓至15樓B單位及第10座地下A單位及D單位之廚房 <p>以下位置裝設有色強化酸蝕玻璃：</p> <ul style="list-style-type: none"> 浴室及主人浴室（第5座至第6座12樓及15樓A單位除外） 			
(c)	窗台	用料	不適用			
		窗台板的裝修物料	不適用			
(d)	花槽	裝修物料的類型	不適用			
(e)	陽台或露台	裝修物料的類型	露台			
			牆壁	地板	天花	圍欄
			瓷磚及鋁質掛板	瓷磚	油漆	夾層清玻璃圍欄及氟碳噴塗鋁質扶手及框。地台圍邊鋪砌天然石材
			陽台：不適用			
	是否有蓋	露台：所有露台均有蓋 陽台：不適用				
(f)	乾衣設施	類型及用料	不適用			

備註：不設4樓、13樓及14樓。

FITTINGS, FINISHES AND APPLIANCES

裝置、裝修物料及設備

Tower 1 - Tower 3, Tower 5 - Tower 10
第1座至第3座、第5座至第10座

2. Interior Finishes

Item		Description			
		Wall	Floor	Ceiling	
(a)	Lobby	Type of finishes for Lift Lobby on G/F	Natural stone, timber veneer, mirror and metal on exposed surfaces (except for the towers specified below) Tower 5 - Tower 6: Natural stone, timber veneer and metal on exposed surfaces Tower 10: Natural stone, timber veneer, mirror, plastic laminate and metal on exposed surfaces	Natural stone, porcelain tiles and metal on exposed surfaces (except for the towers specified below) Tower 5 - Tower 6: Natural stone and metal on exposed surfaces Tower 10: Natural stone and metal on exposed surfaces	Gypsum board false ceiling with emulsion paint on exposed surfaces (except for the towers specified below) Tower 10: Gypsum board false ceiling with emulsion paint, timber veneer on exposed surfaces
		Types of finishes for Lift Lobby on residential floors	For the Private Lift Lobbies of Tower 1 - Tower 3 & Tower 7 - Tower 9: Timber veneer, mirror, feature glass and metal on exposed surfaces	For the Private Lift Lobbies of Tower 1 - Tower 3 & Tower 7 - Tower 9: Natural stone and metal on exposed surfaces	For the Private Lift Lobbies of Tower 1 - Tower 3 & Tower 7 - Tower 9: Gypsum board false ceiling with emulsion paint and metal on exposed surfaces
		For the Lift Lobbies of Tower 1 - Tower 3 & Tower 7 - Tower 9: Emulsion paint on exposed surfaces	For the Lift Lobbies of Tower 1 - Tower 3 & Tower 7 - Tower 9: Porcelain tiles on exposed surfaces	For the Lift Lobbies of Tower 1 - Tower 3 & Tower 7 - Tower 9: Gypsum board false ceiling with emulsion paint on exposed surfaces	
		For the Lift Lobbies of Tower 5 - Tower 6 & Tower 10: Natural stone, timber veneer, porcelain tiles, metal, plastic laminate and mirror on exposed surfaces	For the Lift Lobbies of Tower 5 - Tower 6 & Tower 10: Porcelain tiles and metal on exposed surfaces	For the Lift Lobbies of Tower 5 - Tower 6 & Tower 10: Gypsum board false ceiling with emulsion paint on exposed surfaces	
		Types of finishes for Lift Lobby on Basement Floor	Plastic laminate, porcelain tiles and metal on exposed surfaces	Porcelain tiles and metal on exposed surfaces	Gypsum board false ceiling with emulsion paint on exposed surfaces
(b)	Internal wall and ceiling	Types of finishes for Living Room and Dining Room and Bedroom			
		Wall	Ceiling		
		Emulsion paint on exposed surfaces	Emulsion paint and gypsum board bulkhead with emulsion paint on exposed surfaces		

Note: 4/F, 13/F, 14/F are omitted.

2. 室內裝修物料

細項		描述			
		牆壁	地板	天花板	
(a)	大堂	地下升降機大堂裝修物料的类型	外露位置鋪砌天然石材、木皮飾面、鏡及金屬 (以下指明座數除外) 第5座至第6座: 外露位置鋪砌天然石材、木皮飾面及金屬 第10座: 外露位置鋪砌天然石材、木皮飾面、鏡、膠板飾面及金屬	外露位置鋪砌天然石材、瓷磚及金屬 (以下指明座數除外) 第5座至第6座: 外露位置鋪砌天然石材及金屬 第10座: 外露位置鋪砌天然石材及金屬	外露位置鋪砌石膏板假天花髹乳膠漆 (以下指明座數除外) 第10座: 外露位置鋪砌石膏板假天花髹乳膠漆、木皮飾面
		住宅樓層升降機大堂裝修物料的类型	第1座至第3座及第7座至第9座之私人升降機大堂: 外露位置鋪砌木皮飾面、鏡、特色玻璃及金屬	第1座至第3座及第7座至第9座之私人升降機大堂: 外露位置鋪砌天然石材及金屬	第1座至第3座及第7座至第9座之私人升降機大堂: 外露位置鋪砌石膏板假天花髹乳膠漆及金屬
		第1座至第3座及第7座至第9座之升降機大堂: 外露位置髹乳膠漆	第1座至第3座及第7座至第9座之升降機大堂: 外露位置鋪砌瓷磚	第1座至第3座及第7座至第9座之升降機大堂: 外露位置鋪砌石膏板假天花髹乳膠漆	
		第5座至第6座及第10座之升降機大堂: 外露位置鋪砌天然石材、木皮飾面、瓷磚、金屬、膠板飾面及鏡	第5座至第6座及第10座之升降機大堂: 外露位置鋪砌瓷磚及金屬	第5座至第6座及第10座之升降機大堂: 外露位置鋪砌石膏板假天花髹乳膠漆	
	地庫層升降機大堂裝修物料的类型	外露位置鋪砌膠板飾面、瓷磚及金屬	外露位置鋪砌瓷磚及金屬	外露位置鋪砌石膏板假天花髹乳膠漆	
(b)	內牆及天花板	客廳、飯廳及睡房裝修物料的类型			
		牆壁	天花板		
		外露位置髹乳膠漆	外露位置髹乳膠漆及鋪砌石膏板假陣髹乳膠漆		

備註: 不設4樓、13樓及14樓。

FITTINGS, FINISHES AND APPLIANCES

裝置、裝修物料及設備

Tower 1 - Tower 3, Tower 5 - Tower 10
第1座至第3座、第5座至第10座

2. Interior Finishes

Item	Description				
(c) Internal floor	Living Room and Dining Room	Material of Floor		Material of Skirting	
		Engineered timber flooring and metal on exposed surfaces. Reconstituted stone border along edge of flooring adjoining to Balconies / Gardens / Flat Roofs (except for the units specified below)	Timber skirting		
	Bedroom	Engineered timber flooring. Reconstituted stone border along edge of flooring adjoining to Balconies / Gardens / Flat Roofs		Timber skirting	
(d) Bathroom	(i) Type of finishes	Wall	Floor	Ceiling	
		Porcelain tiles on exposed surfaces. Wall behind vanity counter finished with ceramic tiles	Porcelain tiles on exposed surfaces	Gypsum board false ceiling with emulsion paint and aluminium panels on exposed surfaces	
	(ii) Whether the wall finishes run up to the ceiling	Run up to level of false ceiling			
(e) Kitchen	(i) Type of finishes	Wall	Floor	Ceiling	Cooking Bench
		Porcelain tiles and metal on exposed surfaces. Wall behind kitchen appliances and sink area finished with ceramic tiles (except for the units specified below)	Porcelain tiles on exposed surfaces	Gypsum board false ceiling with emulsion paint and aluminium panels on exposed surfaces (except for the units specified below)	Solid surfacing material
		Metal and mirror on exposed surfaces. Wall behind kitchen appliances and sink area finished with ceramic tiles for the following units: • Unit B & Unit C on G/F & 15/F of Tower 10 • Unit B, Unit C, Unit D & Unit E on 1/F - 12/F of Tower 10		Gypsum board false ceiling with emulsion paint on exposed surfaces for the following units: • Unit B & Unit C on G/F & 15/F of Tower 10 • Unit B, Unit C, Unit D & Unit E on 1/F - 12/F of Tower 10	
	(ii) Whether the wall finishes run up to the ceiling	Run up to level of false ceiling			

Note: 4/F, 13/F, 14/F are omitted.

2. 室內裝修物料

細項	描述				
(c) 內部地板	客廳及飯廳	地板用料		牆腳線用料	
		外露位置鋪砌複合木地板及金屬。沿通往露台 / 花園 / 平台之地台圍邊鋪砌人造石 (以下指明單位除外) 以下住宅單位為瓷磚: • 第 10 座地下及 15 樓 B 單位及 C 單位 • 第 10 座 1 樓至 12 樓 B 單位、C 單位、D 單位及 E 單位		木腳線	
	睡房	複合木地板。沿通往露台 / 花園 / 平台之地台圍邊鋪砌人造石		木腳線	
(d) 浴室	(i) 裝修物料的类型	牆壁	地板	天花板	
		外露位置鋪砌瓷磚。洗手盆櫃後牆身鋪砌瓷磚	外露位置鋪砌瓷磚	外露位置鋪砌石膏板假天花髹乳膠漆及鋁板	
	(ii) 牆壁的裝修物料是否鋪至天花板	鋪至假天花高度			
(e) 廚房	(i) 裝修物料的类型	牆壁	地板	天花板	灶台
		外露位置鋪砌瓷磚及金屬。位於廚房設備後及洗滌盆範圍之牆身為瓷磚 (以下指明單位除外) 以下單位外露位置鋪砌金屬及鏡。位於廚房設備後及洗滌盆範圍之牆身為瓷磚: • 第 10 座地下及 15 樓 B 單位及 C 單位 • 第 10 座 1 樓至 12 樓 B 單位、C 單位、D 單位及 E 單位	外露位置鋪砌瓷磚	外露位置鋪砌石膏板假天花髹乳膠漆及鋁板 (以下指明單位除外) 以下單位外露位置鋪砌石膏板假天花髹乳膠漆: • 第 10 座地下及 15 樓 B 單位及 C 單位 • 第 10 座 1 樓至 12 樓 B 單位、C 單位、D 單位及 E 單位	實心面板材料
	(ii) 牆壁的裝修物料是否鋪至天花板	鋪至假天花高度			

備註：不設4樓、13樓及14樓。

FITTINGS, FINISHES AND APPLIANCES

裝置、裝修物料及設備

Tower 1 - Tower 3, Tower 5 - Tower 10
第1座至第3座、第5座至第10座

3. Interior Fittings

Item		Description			
		Material	Finishes	Accessories	
(a)	Doors	Unit Main Entrance	<ul style="list-style-type: none"> • Solid core timber door for all Units of Tower 1 - Tower 3 & Tower 7 - Tower 9 • Fire-rated solid core timber door for all Units of Tower 5 - Tower 6 and Tower 10 	Timber veneer	Lockset, door hinge, door closer, smoke seal, door stopper and eye viewer
		Entrance Foyer	Aluminium framed clear tempered glass door	Fluorocarbon coating	Lockset, door hinge and door closer
		Garden	Aluminium framed clear insulated glass unit (IGU) with low-e coating sliding door (except for the locations specified below) Aluminium framed clear insulated glass unit (IGU) with low-e coating swing door for the following locations: <ul style="list-style-type: none"> • Master Bedrooms of Unit B & Unit C on G/F of Tower 10 	Fluorocarbon coating	Lockset and sliding track for sliding door (except for the location specified below) Lockset and door hinge for swing door for the following location: <ul style="list-style-type: none"> • Master Bedrooms of Unit B & Unit C on G/F of Tower 10
		Balcony	Aluminium framed clear insulated glass unit (IGU) with low-e coating sliding door	Fluorocarbon coating	Lockset and sliding track
		Kitchen (Not Applicable to Open Kitchen)	Fire-rated solid core timber door	Timber veneer	Fire-rated glass vision panel, lockset, door hinge, door closer, door stopper and smoke seal
		Master Bedroom and Bedroom	Solid core timber door	Timber veneer	Lockset, door hinge and door stopper
		Master Bathroom and Bathroom	Solid core timber door (except for the locations specified below) Solid core timber door with timber louvre for the following locations: <ul style="list-style-type: none"> • Master Bathrooms of all Units of Tower 1 - Tower 3 and Tower 7 - Tower 9 • Master Bathrooms of Unit B on 1/F - 15/F of Tower 5 - Tower 6 • Master Bathrooms of Unit B & Unit C on G/F of Tower 10 • Bathrooms of Unit A and Unit B on G/F of Tower 1 - Tower 3 and Tower 7 - Tower 9 • Bathrooms of Unit B on 1/F to 15/F of Tower 5 - Tower 6 • Bathrooms of Unit B & Unit C on G/F and 15/F of Tower 10 • Bathrooms of Unit B, Unit C, Unit D & Unit E on 1/F - 12/F of Tower 10 Solid core timber sliding door with timber louvre for the following locations: <ul style="list-style-type: none"> • Master Bathrooms of Unit B & Unit C on 15/F of Tower 10 	Timber veneer and plastic laminate	Lockset, door hinge and door stopper (except for the locations specified below) Lockset and sliding track for the following locations: <ul style="list-style-type: none"> • Master Bathrooms of Unit B & Unit C on 15/F of Tower 10
		Lavatory	Aluminium framed acid etched tempered glass bi-folding door	Powder coating	Lockset and sliding track
		Utility Room	Solid core timber door	Timber veneer	Lockset, door hinge and door stopper
		Utility Platform	Aluminium framed tinted tempered glass door	Fluorocarbon coating	Lockset and door hinge
		Air-conditioning Plant Room	Fire-rated solid core timber door	Plastic laminate	Lockset, door hinge, door closer and door stopper
		Store Room	Solid core timber door	Timber veneer	Lockset, door hinge and door stopper
		Private Lift Lobby to Lift Lobby	Fire-rated solid core timber door	Timber veneer, plastic laminate and metal	Fire-rated glass vision panel, lockset, door hinge, door closer and smoke seal
		Flat Roof	Aluminium framed clear insulated glass unit (IGU) with low-e coating sliding door (except for the locations specific below) Aluminium framed tinted tempered glass with acid etched door for the following locations: <ul style="list-style-type: none"> • Bathrooms of Unit A & Unit C on 1/F of Tower 5 - Tower 6 Aluminium framed tinted tempered glass door for the following locations: <ul style="list-style-type: none"> • Kitchen of Unit A on 1/F of Tower 1 • Kitchens of Unit B on 1/F of Tower 1 - Tower 3 • Kitchens of Unit A on 1/F of Tower 7 - Tower 9 • Kitchen of Unit B on 1/F of Tower 9 	Fluorocarbon coating	Lockset and sliding track (except for the locations specific below) Lockset and door hinge for the following locations: <ul style="list-style-type: none"> • Bathrooms of Unit A & Unit C on 1/F of Tower 5 and Tower 6 • Kitchen of Unit A on 1/F of Tower 1 • Kitchens of Unit B on 1/F of Tower 1 - Tower 3 • Kitchens of Unit A on 1/F of Tower 7 - Tower 9 • Kitchen of Unit B on 1/F of Tower 9
Staircase to Roof	Aluminium framed clear insulated glass unit (IGU) with low-e coating door	Fluorocarbon coating	Lockset and door hinge		
Garden to Basement	Fire-rated solid core timber door	Plastic laminate	Lockset, door hinge, door closer, smoke seal and door stopper		

Note: 4/F, 13/F, 14/F are omitted.

FITTINGS, FINISHES AND APPLIANCES

裝置、裝修物料及設備

Tower 1 - Tower 3, Tower 5 - Tower 10
第1座至第3座、第5座至第10座

3. Interior Fittings

Item		Description			
		Type	Material		
(b)	Bathroom	(i) Type and material of fittings and equipment	Vanity counter	Timber cabinet finished with timber veneer and metal	
			Vanity counter top	Natural stone	
			Mirror cabinet	Timber cabinet finished with timber veneer, mirror, glass, acrylic strip and metal	
			Wash basin and water closet	Vitreous china	
			Wash basin mixer, robe hook and toilet paper holder	Chrome plated	
		(ii) Type and material of water supply system	Shower curtain rod for the Master Bathrooms of the following units: • Tower 5 - Tower 6 • All units on G/F, Unit A & Unit F on 1/F - 12/F and Unit A & Unit D on 15/F of Tower 10		
			Cold and hot water supply system	Copper pipes	
		(iii) Type and material of bathing facilities (including shower or bathtub)	Flushing water supply system	UPVC pipes	
			Shower compartment with shower set for all Master Bathrooms and Bathrooms (except for the Master Bathrooms specified below) There are no shower compartments for Master Bathrooms of the following units: • Tower 5 - Tower 6 • All units on G/F, Unit A & Unit F on 1/F - 12/F and Unit A & Unit D on 15/F of Tower 10	Clear tempered glass shower compartment with chrome-plated shower set	
			All Master Bathrooms are fitted with bathtub with bathtub mixer and shower set (except for the Master Bathroom of the following units specified below) • There is no bathtub for Master Bathrooms of Unit B & Unit C on 15/F of Tower 10	Enameled steel bathtub with chrome-plated bathtub mixer and shower set	
(iv) Size of bathtub (if applicable)	1,500mm (L) x 700mm (W) x 390mm (H)				
(c)	Kitchen	Material			
		(i) Material of sink unit	Stainless steel		
		(ii) Material of water supply system	Copper pipes		
		(iii) Material and finishes of kitchen cabinet (Applicable to Enclosed Kitchen and Open Kitchen)	Plastic laminated timber cabinet with high gloss acrylic door panel and plastic laminated door panel		
		(iv) Type of all other fittings and equipment	All Other Fittings: Chrome plated sink mixer, hanging rail, hooks, spice rack and waste bin All Other Equipment: Fire service installations and equipment, including smoke detector and sprinkler head in Open Kitchen or nearby for the following units: • Unit B & Unit C on G/F & 15/F of Tower 10 • Unit B, Unit C, Unit D & Unit E on 1/F - 12/F of Tower 10		
(d)	Bedroom	Type and material of fittings (including built-in wardrobe)	Not applicable		
(e)	Telephone	Location and number of connection points	Please refer to the "Schedule of Mechanical and Electrical Provisions"		
(f)	Aerials	Location and number of connection points	Please refer to the "Schedule of Mechanical and Electrical Provisions"		

Note: 4/F, 13/F, 14/F are omitted.

FITTINGS, FINISHES AND APPLIANCES

裝置、裝修物料及設備

Tower 1 - Tower 3, Tower 5 - Tower 10
第1座至第3座、第5座至第10座

3. Interior Fittings

Item		Description	
(g)	Electrical installations	(i) Electrical fittings (including safety devices)	Please refer to the "Schedule of Mechanical & Electrical Provisions" Miniature circuit breakers (MCB) board completed with residual current protection is provided for all units
		(ii) Whether conduits are concealed or exposed	Conduits are concealed in part and exposed in part Other than those parts of the conduits concealed within concrete, the rest of them are exposed Exposed conduits may be covered or hidden by false ceilings, bulkheads, cabinets, claddings, non-concrete partition walls, designated pipe ducts or other materials
		(iii) Location and number of power points and air-conditioner points	Please refer to the "Schedule of Mechanical & Electrical Provisions"
(h)	Gas supply	Material	
		Type	Town gas supply pipes are provided and connected to gas hob and gas water heater except the following units with no gas supply: • Unit B & Unit C on G/F & 15/F of Tower 10 • Unit B, Unit C, Unit D & Unit E on 1/F - 12/F of Tower 10
		System	Separate gas meter with gas supply pipe is provided and connected to gas hob and gas water heater
		Location	For the location of gas hob and gas water heater, please refer to the "Appliance Schedule"
(i)	Washing machine connection point	Location	Please refers to the "Schedule of Mechanical and Electrical Provisions"
		Design	Water inlet and water outlet connection points are provided
(j)	Water supply	(i) Material of water pipes	Copper pipes for cold and hot water supply system UPVC pipes for flushing water supply system
		(ii) Whether water pipes are concealed or exposed	Water pipes are concealed in part and exposed in part Other than those parts of the water pipes concealed in plasters, the rest of them are exposed Exposed water pipes may be covered or hidden by false ceiling, bulkheads, cabinets, claddings, non-concrete partition walls, designated pipe ducts or other materials
		(iii) Whether hot water is available	Hot water is available

Note: 4/F, 13/F, 14/F are omitted.

FITTINGS, FINISHES AND APPLIANCES

裝置、裝修物料及設備

Tower 1 - Tower 3, Tower 5 - Tower 10
第1座至第3座、第5座至第10座

3. 室內裝置

細項		描述			
		用料	裝修物料	配件	
(a)	門	單位主入口	<ul style="list-style-type: none"> 第1座至第3座及第7座至第9座之所有單位為實心木門 第5座至第6座及第10座之所有單位為防火實心木門 	木皮飾面	門鎖、門鉸、氣鼓、防煙條、門擋及防盜眼
		門廳	鋁框強化清玻璃門	氟碳噴塗	門鎖、門鉸及氣鼓
		花園	鋁框低輻射鍍膜中空清玻璃趟門 (以下指明位置除外)	氟碳噴塗	趟門裝設有門鎖及趟門路軌 (以下指明位置除外)
			以下位置為鋁框低輻射鍍膜中空清玻璃平開門： <ul style="list-style-type: none"> 第10座地下B單位及C單位之主人睡房 		以下位置為平開門設有門鎖及門鉸： <ul style="list-style-type: none"> 第10座地下B單位及C單位之主人睡房
		露台	鋁框低輻射鍍膜中空清玻璃趟門	氟碳噴塗	門鎖及趟門路軌
		廚房 (不適用於開放式廚房)	防火實心木門	木皮飾面	防火玻璃視窗、門鎖、門鉸、氣鼓、門擋及防煙條
		主人睡房及睡房	實心木門	木皮飾面	門鎖、門鉸及門擋
		主人浴室及浴室	實心木門 (以下指明位置除外)	木皮飾面及膠板飾面	門鎖、門鉸及門擋 (以下指明位置除外)
			以下位置為實心木門配木百葉： <ul style="list-style-type: none"> 第1座至第3座及第7座至第9座所有單位之主人浴室 第5座至第6座1樓至15樓B單位之主人浴室 第10座地下B單位及C單位之主人浴室 第1座至第3座及第7座至第9座地下A單位及B單位之浴室 第5座至第6座1樓至15樓B單位之浴室 第10座地下及15樓B單位及C單位之浴室 第10座1樓至12樓B單位、C單位、D單位及E單位之浴室 		
			以下位置為實心木趟門配木百葉： <ul style="list-style-type: none"> 第10座15樓B單位及C單位之主人浴室 		以下位置為門鎖及趟門路軌： <ul style="list-style-type: none"> 第10座15樓B單位及C單位之主人浴室
		洗手間	鋁框酸蝕強化玻璃趟摺門	粉末噴塗	門鎖及趟門路軌
		工作間	實心木門	木皮飾面	門鎖、門鉸及門擋
		工作平台	鋁框有色強化玻璃門	氟碳噴塗	門鎖及門鉸
		空調機房	防火實心木門	膠板飾面	門鎖、門鉸、氣鼓及門擋
		儲物室	實心木門	木皮飾面	門鎖、門鉸及門擋
私人升降機大堂往升降機大堂	防火實心木門	木皮飾面、膠板飾面及金屬	防火玻璃視窗、門鎖、門鉸、氣鼓及防煙條		
平台	鋁框低輻射鍍膜中空清玻璃趟門 (以下指明位置除外)	氟碳噴塗	門鎖及趟門路軌 (以下指明位置除外)		
	以下位置為鋁框有色酸蝕強化玻璃門： <ul style="list-style-type: none"> 第5座及第6座1樓A單位及C單位之浴室 		以下位置為門鎖及門鉸 <ul style="list-style-type: none"> 第5座及第6座1樓A單位及C單位之浴室 第1座1樓A單位之廚房 第1座至第3座1樓B單位之廚房 第7座至第9座1樓A單位之廚房 第9座1樓B單位之廚房 		
	以下位置為鋁框有色強化玻璃門： <ul style="list-style-type: none"> 第1座1樓A單位之廚房 第1座至第3座1樓B單位之廚房 第7座至第9座1樓A單位之廚房 第9座1樓B單位之廚房 				
樓梯往天台	鋁框低輻射鍍膜中空清玻璃門	氟碳噴塗	門鎖及門鉸		
花園往地庫層	防火實心木門	膠板飾面	門鎖、門鉸、氣鼓、防煙條及門擋		

備註：不設4樓、13樓及14樓。

FITTINGS, FINISHES AND APPLIANCES

裝置、裝修物料及設備

Tower 1 - Tower 3, Tower 5 - Tower 10
第1座至第3座、第5座至第10座

3. 室內裝置

細項		類型	描述	用料
(b)	浴室	(i) 裝置及設備的類型及用料	洗手盆櫃	木製洗手盆櫃配木皮飾面及金屬
			洗手盆櫃面	天然石材
			鏡櫃	木製鏡櫃配木皮飾面、鏡、玻璃、亞克力條及金屬
			洗手盆及座廁	陶瓷
			洗手盆水龍頭、毛巾架及廁紙架	鍍鉻
		以下單位之主人浴室提供浴簾掛杆： · 第 5 座至第 6 座 · 第 10 座地下所有單位、1 樓至 12 樓 A 單位及 F 單位、15 樓 A 單位及 D 單位		
(ii) 供水系統的類型及用料	冷熱水供水系統	銅喉管		
	沖水供水系統	膠喉管		
(iii) 沐浴設施 (包括花灑或浴缸 (如適用))	所有主人浴室及浴室均有淋浴間連花灑套裝 (以下主人浴室除外)	強化清玻璃淋浴間配鍍鉻花灑套裝		
	以下單位內之主人浴室並沒有淋浴間： · 第 5 座至第 6 座 · 第 10 座地下所有單位、1 樓至 12 樓 A 單位及 F 單位、15 樓 A 單位及 D 單位 所有主人浴室均有浴缸連浴缸水龍頭及花灑套裝 (以下指明單位之主人浴室除外) · 第 10 座 15 樓 B 單位及 C 單位之主人浴室並不設浴缸	鋼瓷釉浴缸配鍍鉻浴缸水龍頭及花灑套裝		
(iv) 浴缸大小 (如適用)	1,500 毫米 (長) x 700 毫米 (闊) x 390 毫米 (高)			
(c)	廚房	用料		
		(i) 洗滌盆的用料	不銹鋼	
		(ii) 供水系統的用料	銅喉管	
		(iii) 廚櫃的用料及裝修物料 (均適用於獨立式廚房及開放式廚房)	膠板飾面木櫃配高光亞克力門板及膠板飾面門板	
(iv) 所有其他裝置及設備的類型	所有其他裝置：鍍鉻洗滌盆水龍頭、掛件橫杆、掛勾橫杆、置物架及垃圾箱 所有其他設備：以下單位之開放式廚房或附近安裝消防裝置及設備，包括煙霧探測器及消防花灑頭 · 第 10 座地下及 15 樓 B 單位及 C 單位 · 第 10 座 1 樓至 12 樓 B 單位、C 單位、D 單位及 E 單位			
(d)	睡房	裝置 (包括嵌入式衣櫃) 的類型及用料	不適用	
(e)	電話	接駁點的位置及數目	請參閱「機電裝置數量說明表」	
(f)	天線	接駁點的位置及數目	請參閱「機電裝置數量說明表」	
(g)	電力裝置	(i) 供電附件 (包括安全裝置)	請參閱「機電裝置數量說明表」 所有單位均備有配電箱及包括漏電保護	
		(ii) 導管是隱藏或外露	導管部份是隱藏或部份是外露的 除部份隱藏於混凝土內之導管外，其他部份的導管均為外露 外露的導管可能被假天花、假陣、貯存櫃、覆面、非混凝土間牆、指定之槽位或其他物料遮蓋或掩藏	
		(iii) 電插座及空調機接駁點的位置及數目	請參閱「機電裝置數量說明表」	

備註：不設4樓、13樓及14樓。

FITTINGS, FINISHES AND APPLIANCES

裝置、裝修物料及設備

Tower 1 - Tower 3, Tower 5 - Tower 10
第1座至第3座、第5座至第10座

3. 室內裝置

		細項	描述
(h)	氣體供應	類型	煤氣喉接駁煤氣煮食爐及煤氣熱水爐，但以下單位則無氣體供應 <ul style="list-style-type: none"> 第 10 座地下及 15 樓 B 單位及 C 單位 第 10 座 1 樓至 12 樓 B 單位、C 單位、D 單位及 E 單位
		系統	獨立煤氣錶及煤氣喉接駁至煤氣煮食爐及煤氣熱水爐
		位置	煤氣煮食爐及煤氣熱水爐位置，請參閱「設備說明表」
(i)	洗衣機接駁點	位置	請參閱「機電裝置數量說明表」
		設計	設有來水及去水接駁喉位
(j)	供水	(i) 水管的用料	冷熱水供水系統採用銅喉管 沖水供水系統採用膠喉管
		(ii) 水管是隱藏或外露	水管部份是隱藏或部份是外露的 除部份隱藏於批盪內之水管外，其他部份的水管均為外露 外露的水管可能被假天花、假陣、貯存櫃、覆面、非混凝土間牆、指定之槽位或其他物料遮蓋或掩藏
		(iii) 有否熱水供應	有熱水供應

備註：不設4樓、13樓及14樓。

FITTINGS, FINISHES AND APPLIANCES

裝置、裝修物料及設備

Tower 1 - Tower 3, Tower 5 - Tower 10
第1座至第3座、第5座至第10座

4. Miscellaneous

Item		Description			
(a)	Lifts	(i) Brand name	Hitachi		
		(ii) Model number	MCA		
		(iii) Number of lifts	2 lifts are provided for each tower		
		(iv) Floor served by the lifts	For Tower 1 - Tower 3 & Tower 7 - Tower 9 • 1 lift serves the floor of B/F - 15/F • 1 lift serves the floor of G/F - 15/F For Tower 5 - Tower 6 & Tower 10 • Both lifts serve the floor of Basement Floor - 15/F		
(b)	Letter box	(i) Material	Metal		
(c)	Refuse collection	(i) Means of refuse collection	Refuse will be collected by cleaner		
		(ii) Location of refuse room	Refuse storage and material recovery room is located at each residential floor Refuse storage and material recovery chamber is located at G/F		
(d)	Water meter, electricity meter and gas meter		Water Meter	Electricity Meter	Gas Meter
		(i) Location	At the water meter cabinet on 1/F, 5/F, 7/F, 9/F, 11/F and 12/F of the following towers: Tower 1 - Tower 3 & Tower 7 - Tower 9 At the water meter cabinet on 2/F, 5/F, 7/F, 9/F, 11/F and 15/F for the following towers: Tower 5 - Tower 6 At the water meter cabinet on each residential floor for the following tower: Tower 10	At electrical meter cabinet on each residential floor.	Located in Air-conditioning Plant Rooms for the following units: • Unit A on G/F of Tower 1 • Unit A & Unit B on 1/F - 12/F of Tower 1 - Tower 3 and Tower 7 - Tower 9 • Unit B on G/F of Tower 9 Located in kitchens for the following units: • Unit B on G/F of Tower 1 • Unit A & Unit B on G/F of Tower 2, Tower 3, Tower 7 & Tower 8 • Unit A on G/F of Tower 9 • All Units of Tower 5 and Tower 6 • Unit A & Unit D on G/F of Tower 10

In relation to items 4(a) and 6, the Vendor undertakes that if lifts or appliances of the specified brand name or model number are not installed in the Development, lifts or appliances of comparable quality will be installed.

Note: 4/F, 13/F & 14/F are omitted

4. 雜項

細項		描述			
(a)	升降機	(i) 品牌名稱	日立		
		(ii) 產品型號	MCA		
		(iii) 升降機的數目	每座均設 2 部升降機		
		(iv) 到達的樓層	第 1 座至第 3 座及第 7 座至第 9 座： • 1 部升降機到達地庫層至 15 樓 • 1 部升降機到達地下至 15 樓 第 5 座至第 6 座及第 10 座 • 2 部升降機均到達地庫層至 15 樓		
(b)	信箱	(i) 用料	金屬		
(c)	垃圾收集	(i) 垃圾收集的方法	由清潔工人收集垃圾		
		(ii) 垃圾房的位置	垃圾及物料回收室位於每層住宅樓層 垃圾及物料回收房設於地下		
(d)	水錶、電錶及氣體錶		水錶	電錶	氣體錶
		(i) 位置	以下座數之水錶分佈於 1 樓、5 樓、7 樓、9 樓、11 樓及 12 樓之水錶櫃： 第 1 座至第 3 座及第 7 座至第 9 座 以下座數之水錶分佈於 2 樓、5 樓、7 樓、9 樓、11 樓及 15 樓之水錶櫃： 第 5 座至第 6 座 以下座數之水錶位於每層住宅樓層之水錶櫃： 第 10 座	位於每層住宅樓層之電錶櫃	以下單位之煤氣錶均置於空調機房： • 第 1 座地下 A 單位 • 第 1 座至第 3 座及第 7 座至第 9 座 1 樓至 12 樓 A 單位及 B 單位 • 第 9 座地下 B 單位 以下單位之煤氣錶均置於廚房： • 第 1 座地下 B 單位 • 第 2 座、第 3 座、第 7 座及第 8 座地下 A 單位及 B 單位 • 第 9 座地下 A 單位 • 第 5 座及第 6 座所有單位 • 第 10 座地下 A 單位及 D 單位

就第4(a)及6細項，賣方承諾如項目中沒有安裝指明的品牌名稱或產品型號的升降機或設備，便會安裝品質相若的升降機或設備。

備註：不設4樓、13樓及14樓

FITTINGS, FINISHES AND APPLIANCES

裝置、裝修物料及設備

Tower 1 - Tower 3, Tower 5 - Tower 10
第1座至第3座、第5座至第10座

4. Miscellaneous

Item	Description			
	Water Meter	Electricity Meter	Gas Meter	
(d) Water meter, electricity meter and gas meter			<p>Located in Uncovered Air-conditioning Plant Areas for the following units:</p> <ul style="list-style-type: none"> Unit A & Unit B on 15/F of Tower 1 - Tower 3 & Tower 7 - Tower 9 <p>Located in Lavatories for the following units:</p> <ul style="list-style-type: none"> Unit A & Unit F on 1/F - 12/F of Tower 10 Unit A & Unit D on 15/F of Tower 10 <p>There are no gas meter for the following units:</p> <ul style="list-style-type: none"> Unit B & Unit C on G/F, 1/F - 12/F & 15/F of Tower 10 Unit D & Unit E on 1/F - 12/F of Tower 10 	
	(ii) Whether they are separate or communal meters for residential properties	Separate Meter	Separate Meter	Separate Meter

In relation to items 4(a) and 6, the Vendor undertakes that if lifts or appliances of the specified brand name or model number are not installed in the Development, lifts or appliances of comparable quality will be installed.

4. 雜項

細項	描述			
	水錶	電錶	氣體錶	
(d) 水錶、電錶及氣體錶			<p>以下單位之煤氣錶均置於無上蓋空調機空間：</p> <ul style="list-style-type: none"> 第1座至第3座及第7座至第9座15樓A單位及B <p>以下單位之煤氣錶均置於洗手間：</p> <ul style="list-style-type: none"> 第10座1樓至12樓A單位及F單位 第10座15樓A單位及D單位 <p>以下單位並沒有煤氣錶：</p> <ul style="list-style-type: none"> 第10座地下、1樓至12樓及15樓B單位及C單位 第10座1樓至12樓D單位及E單位 	
	(ii) 就住宅單位而言是獨立抑或公用的錶	獨立錶	獨立錶	獨立錶

就第4(a)及6細項，賣方承諾如項目中沒有安裝指明的品牌名稱或產品型號的升降機或設備，便會安裝品質相若的升降機或設備。

FITTINGS, FINISHES AND APPLIANCES

裝置、裝修物料及設備

Tower 1 - Tower 3, Tower 5 - Tower 10
第1座至第3座、第5座至第10座

5. Security Facilities

Item	Description	
Security facilities	Security system and equipment (including details of built-in provisions and their locations)	<p>Access control and security system</p> <p>Smart card readers for residents' access are provided at the Development's main entrance, entrance lobbies on G/F, lift lobbies on Basement Floor, tower lift cars for each tower and residents' recreational facilities</p> <p>Video door phone is provided at each residential unit with door release function connecting to the Extra Low Voltage Room. Visitor intercom panels are provided at the entrance lobbies</p>
	CCTV	CCTV cameras are installed along fence wall, entrance lobbies on G/F and lift lobbies on B/F of each tower, all lift cars, landscaped area, residents' recreational facilities, carpark entrance and carpark area connecting directly to the Extra Low Voltage Room.

6. Appliances

Item	Description
Brand name and model number	Please refer to the "Appliances Schedule"

In relation to items 4(a) and 6, the Vendor undertakes that if lifts or appliances of the specified brand name or model number are not installed in the Development, lifts or appliances of comparable quality will be installed.

5. 保安設施

細項	描述	
保安設施	保安系統及設施 (包括嵌入式裝置的細節及位置)	<p>入口通道控制及保安系統</p> <p>智能卡讀卡器安裝於屋苑正門入口、每座大廈之地下入口大堂、地庫層升降機大堂、大廈升降機內及住戶康樂設施進出使用</p> <p>每個住宅單位均設有門口視像對講機，備有開門功能連接特低電壓房。入口大堂設有訪客對講機系統</p>
	閉路電視	閉路電視鏡頭安裝於沿圍牆、每座大廈地下入口大堂、地庫層升降機大堂、所有升降機內、園藝區、休閒設施、停車場入口及停車場，並連接特低電壓房。

6. 設備

細項	描述
品牌名稱及產品型號	請參閱「設備說明表」

就第4(a)及6細項，賣方承諾如項目中沒有安裝指明的品牌名稱或產品型號的升降機或設備，便會安裝品質相若的升降機或設備。

FITTINGS, FINISHES AND APPLIANCES

裝置、裝修物料及設備

House 1 - House 3, House 5 - House 12, House 15 - House 23 & House 25 - House 33
 洋房1號至洋房3號、洋房5號至洋房12號、洋房15號至洋房23號、洋房25號至洋房33號

1. Exterior Finishes

Item		Description				
(a)	External Wall	Type of finishes	External wall is finished with porcelain tiles, natural stone cladding, aluminium cladding, aluminium grille, curtain wall and vertical green			
(b)	Window	Material of frame	Fluorocarbon coated aluminium			
		Material of glass	Clear insulated glass unit (IGU) with low-e coating (except the locations as specified below) The following locations are fitted with clear tempered glass: • Entrance Foyers The following locations are fitted with tinted tempered glass: • Kitchens • Bathroom 3 and shower and toilet compartments of Master Bathrooms of House 2, 8, 18, 27 and 28 The following locations are fitted with tinted tempered glass with acid etched: • Lavatory 1 • Bathroom 5 of House 1			
(c)	Bay window	Material	Not Applicable			
		Finishes of window sill	Not Applicable			
(d)	Planter	Type of finishes	Natural stone			
(e)	Verandah or Balcony	Type of finishes	Balcony			
			Wall	Floor	Ceiling	Balustrade
		Natural stone cladding and aluminium cladding	Natural stone	Not applicable	Clear laminated glass balustrade and fluorocarbon coated aluminium top rail and frame. Floor curb finished with natural stone	
		Verandah: Not Applicable				
Whether it is covered	Balcony: All balconies are uncovered Verandah: Not Applicable					
(f)	Drying facilities for clothing	Type and material	Not Applicable.			

1. 外部裝修物料

細項		描述				
(a)	外牆	裝修物料的類型	外牆鋪砌瓷磚、天然石材掛板、鋁質掛板、鋁質柵格、玻璃幕牆及垂直綠化牆			
(b)	窗	框的用料	氟碳噴塗鋁			
		玻璃的用料	低輻射鍍膜中空清玻璃 (以下指明位置除外) 以下位置採用強化清玻璃: • 門廳 以下位置採用有色強化玻璃: • 廚房 • 洋房 2 號、8 號、18 號、27 號及 28 號之浴室 3 及主人浴室之淋浴間及廁所間 以下位置採用有色酸蝕強化玻璃: • 洗手間 1 • 洋房 1 號之浴室 5			
(c)	窗台	用料	不適用			
		窗台板的裝修物料	不適用			
(d)	花槽	裝修物料的類型	天然石材			
(e)	陽台或露台	裝修物料的類型	露台			
			牆壁	地板	天花	圍欄
		天然石材掛板及鋁質掛板	天然石材	不適用	夾層清玻璃圍欄及氟碳噴塗鋁質扶手及框。地台圍邊鋪砌天然石材	
		陽台: 不適用				
是否有蓋	露台: 所有露台均沒有蓋 陽台: 不適用					
(f)	乾衣設施	類型及用料	不適用			

FITTINGS, FINISHES AND APPLIANCES

裝置、裝修物料及設備

House 1 - House 3, House 5 - House 12, House 15 - House 23 & House 25 - House 33
 洋房1號至洋房3號、洋房5號至洋房12號、洋房15號至洋房23號、洋房25號至洋房33號

2. Interior Finishes

Item		Description		
		Wall	Floor	Ceiling
(a)	Lobby	Types of finishes for Lift Lobby on Basement Floor Emulsion paint on exposed surfaces (except for the houses specified below) House 5: • Wallpaper, timber veneer, metal and mirror on exposed surfaces House 23: • Wallpaper and Natural Stone on exposed surfaces	Natural stone on exposed surfaces	Emulsion paint and gypsum board false ceiling with emulsion paint on exposed surface
(b)	Internal wall and ceiling	Types of finishes for Living Room, Dining Room and Bedroom Emulsion paint on exposed surfaces (except for the locations specified below) House 1: • Emulsion paint, timber veneer, metal and mirror on exposed surfaces for Living and Dining Room House 2, 8, 18, 27, 28: • Emulsion paint and timber veneer on exposed surfaces for Living and Dining Rooms House 5: • Timber veneer, metal, feature glass, mirror, artificial leather, natural stone and wallpaper on exposed surfaces for Living and Dining Room • Metal, timber veneer, mirror, natural stone and artificial leather on exposed surfaces for Master Bedroom • Wallpaper, timber veneer, metal and natural stone on exposed surfaces for Bedroom 1 • Fabric, wallpaper, timber veneer, metal and natural stone on exposed surfaces for Bedroom 2 House 23: • Timber veneer, metal, feature glass, mirror, natural stone and wallpaper on exposed surfaces for Living and Dining Rooms • Wallpaper, timber veneer, metal and natural stone on exposed surfaces for Master Bedroom, Bedroom 1, Bedroom 2 and Bedroom 3.	Wall Emulsion paint on exposed surfaces (except for the locations specified below) House 1: • Emulsion paint, timber veneer, metal on exposed surfaces for Living and Dining Room House 2, 8, 18, 27, 28: • Emulsion paint and timber veneer on exposed surfaces for Living and Dining Rooms House 5: • Gypsum board false ceiling and bulkhead with emulsion paint and metal on exposed surfaces for Living and Dining Room • Emulsion paint, gypsum board false ceiling and bulkhead with emulsion paint on exposed surface for Bedroom 1 & 2 • Gypsum board false ceiling and bulkhead with emulsion paint on exposed surface for Bedroom 3, 4 & 5 House 1: • Gypsum board false ceiling and bulkhead with emulsion paint and metal on exposed surfaces for Living and Dining Room • Emulsion paint, gypsum board false ceiling and bulkhead with emulsion paint on exposed surface for Bedroom 1 & 2 • Gypsum board false ceiling and bulkhead with emulsion paint on exposed surface for Bedroom 3, 4 & 5 House 5: • Gypsum board false ceiling with emulsion paint on exposed surfaces	Ceiling Gypsum board false ceiling and bulkhead with emulsion paint on exposed surfaces for Living and Dining Rooms. Emulsion paint, gypsum board false ceiling and bulkhead with emulsion paint on exposed surfaces for all Master Bedrooms and Bedrooms (except for the locations specified below) House 1: • Gypsum board false ceiling and bulkhead with emulsion paint and metal on exposed surfaces for Living and Dining Room • Emulsion paint, gypsum board false ceiling and bulkhead with emulsion paint on exposed surface for Bedroom 1 & 2 • Gypsum board false ceiling and bulkhead with emulsion paint on exposed surface for Bedroom 3, 4 & 5 House 5: • Gypsum board false ceiling with emulsion paint on exposed surfaces

2. 室內裝修物料

細項		描述		
		牆壁	地板	天花板
(a)	大堂	地庫層升降機大堂的裝修物料的类型 外牆位置髹乳膠漆 (以下指明洋房除外) 洋房 5 號: • 外牆位置鋪砌牆紙、木皮飾面、金屬及鏡 洋房 23 號: • 外牆位置鋪砌牆紙及天然石材	外牆位置鋪砌天然石材	外牆位置髹乳膠漆及石膏板假天花髹乳膠漆
(b)	內牆及天花板	客廳、飯廳及睡房的裝修物料的类型 外牆位置髹乳膠漆 (以下指明位置除外) 洋房 1 號: • 客廳及飯廳外牆位置髹乳膠漆及木皮飾面、金屬及鏡 洋房 2 號、8 號、18 號、27 號及 28 號: • 客廳及飯廳外牆位置髹乳膠漆及木皮飾面 洋房 5 號: • 客廳及飯廳外牆位置鋪砌木皮飾面、金屬、特色玻璃、鏡、人造皮革、天然石材及牆紙 • 主人睡房外牆位置鋪砌金屬、木皮飾面、鏡、天然石材及人造皮革 • 睡房 1 外牆位置鋪砌牆紙、木皮飾面、金屬及天然石材 • 睡房 2 外牆位置鋪砌布飾面、牆紙、木皮飾面、金屬及天然石材 洋房 23 號: • 客廳及飯廳外牆位置鋪砌木皮飾面、金屬、特色玻璃、鏡、天然石材及牆紙 • 主人睡房、睡房 1、睡房 2 及睡房 3 外牆位置鋪砌牆紙、木皮飾面、金屬及天然石材	牆壁 外牆位置髹乳膠漆 (以下指明位置除外) 洋房 1 號: • 客廳及飯廳外牆位置髹乳膠漆及木皮飾面、金屬及鏡 洋房 2 號、8 號、18 號、27 號及 28 號: • 客廳及飯廳外牆位置髹乳膠漆及木皮飾面 洋房 5 號: • 客廳及飯廳外牆位置鋪砌木皮飾面、金屬、特色玻璃、鏡、人造皮革、天然石材及牆紙 • 主人睡房外牆位置鋪砌金屬、木皮飾面、鏡、天然石材及人造皮革 • 睡房 1 外牆位置鋪砌牆紙、木皮飾面、金屬及天然石材 • 睡房 2 外牆位置鋪砌布飾面、牆紙、木皮飾面、金屬及天然石材 洋房 23 號: • 客廳及飯廳外牆位置鋪砌木皮飾面、金屬、特色玻璃、鏡、天然石材及牆紙 • 主人睡房、睡房 1、睡房 2 及睡房 3 外牆位置鋪砌牆紙、木皮飾面、金屬及天然石材	天花板 客廳及飯廳外牆位置為石膏板假天花及假陣髹乳膠漆。所有主人睡房及睡房外牆位置髹乳膠漆、石膏板假天花及假陣髹乳膠漆 (以下指明位置除外) 洋房 1 號: • 客廳及飯廳外牆位置鋪砌石膏板假天花及假陣髹乳膠漆及金屬 • 睡房 1 及 2 外牆位置髹乳膠漆、石膏板假天花及假陣髹乳膠漆 • 睡房 3、4 及 5 外牆位置為石膏板假天花及假陣髹乳膠漆 洋房 5 號: • 外牆位置為石膏板假天花髹乳膠漆

FITTINGS, FINISHES AND APPLIANCES

裝置、裝修物料及設備

House 1 - House 3, House 5 - House 12, House 15 - House 23 & House 25 - House 33
 洋房1號至洋房3號、洋房5號至洋房12號、洋房15號至洋房23號、洋房25號至洋房33號

2. Interior Finishes

Item	Description			
	Living Room and Dining Room	Material of Floor	Material of Skirting	
(c) Internal floor	Living Room and Dining Room	Natural stone (except for the houses specified below) House 5 & 23: • Natural stone and metal	Natural stone (except for the house specified below) House 1: • Timber skirting and natural stone House 5: • Metal	
	Bedroom	Engineered timber flooring. Natural stone border along edge of flooring adjoining Balconies (except for the houses specified below) House 1: • Engineered timber flooring and metal on exposed surfaces. Natural stone border along edge of flooring adjoining Garden and Flat Roofs House 5 & 23: • Engineered timber flooring and metal	Timber skirting (except for the house specified below) House 5: • Metal	
(d) Bathroom	(i) Type of finishes	Wall	Floor	Ceiling
		Natural stone and feature glass on exposed surfaces (except for the Bathrooms specified below) House 1: • Natural stone, feature glass and metal on exposed surfaces for Master Bathroom • Natural stone, mirror, metal and timber veneer on exposed surfaces for Bathroom 1 - 5	Natural stone on exposed surfaces	Gypsum board false ceiling with emulsion paint, timber veneer and metal on exposed surfaces (except for the Bathrooms specified below) House 1: • Gypsum board false ceiling with emulsion paint, metal and aluminium panels for Master Bathroom and all Bathrooms on exposed surfaces
	(ii) Whether the wall finishes run up to the ceiling	Run up to level of false ceiling		

2. 室內裝修物料

細項	描述			
	客廳及飯廳	地板用料	牆腳線用料	
(c) 內部地板	客廳及飯廳	天然石材 (以下指明洋房除外) 洋房 5 號及 23 號: • 天然石材及金屬	天然石材 (以下指明洋房除外) 洋房 1 號: • 木腳線及天然石材 洋房 5 號: • 金屬	
	睡房	複合木地板。沿通往露台之地台圍邊鋪砌天然石材 (以下指明洋房除外) 洋房 1 號: • 外露位置鋪砌複合木地板及金屬。沿通往花園及平台之地台圍邊鋪砌天然石材 洋房 5 號及 23 號: • 複合木地板及金屬	木腳線 (以下指明洋房除外) 洋房 5 號: • 金屬	
(d) 浴室	(i) 裝修物料的类型	牆壁	地板	天花板
		外露位置鋪砌天然石材及特色玻璃 (以下指明浴室除外) 洋房 1 號: • 主人浴室外露位置鋪砌天然石材、特色玻璃及金屬 • 浴室 1 至浴室 5 外露位置鋪砌天然石材、鏡、金屬及木皮飾面	外露位置鋪砌天然石材	外露位置為石膏板假天花髹乳膠漆、木皮飾面及金屬 (以下指明浴室除外) 洋房 1 號: • 主人浴室及所有浴室外露位置為石膏板假天花髹乳膠漆、金屬及鋁板
	(ii) 牆壁的裝修物料是否鋪至天花板	鋪至假天花高度		

FITTINGS, FINISHES AND APPLIANCES

裝置、裝修物料及設備

House 1 - House 3, House 5 - House 12, House 15 - House 23 & House 25 - House 33
 洋房1號至洋房3號、洋房5號至洋房12號、洋房15號至洋房23號、洋房25號至洋房33號

2. Interior Finishes

Item		Description				
		Wall	Floor	Ceiling	Cooking bench	
(e)	Kitchen	(i) Type of finishes	Natural stone, glass and metal on exposed surfaces. Wall behind kitchen appliances and sink area finished with ceramic tiles (except for the house specified below) House 1: • Natural stone, timber veneer and metal on exposed surfaces. Wall behind kitchen cabinet finished with ceramic tiles	Natural stone on exposed surfaces	Gypsum board false ceiling with emulsion paint on exposed surface (except for the house specified below) House 1: • Gypsum board false ceiling with emulsion paint and aluminium panels on exposed surfaces	Solid surface (except for the house specified below) House 1: • Natural stone
		(ii) Whether the wall finishes run up to the ceiling	Run up to level of false ceiling			

2. 室內裝修物料

細項		描述				
		牆壁	地板	天花板	灶台	
(e)	廚房	(i) 裝修物料的類型	外露部份鋪砌天然石材、玻璃及金屬。廚房設備後及洗滌盆範圍為瓷磚 (以下指明洋房除外) 洋房 1 號: • 外露位置鋪砌天然石材、木皮飾面及金屬。廚櫃後之牆身鋪砌瓷磚。	外露位置鋪砌天然石材	外露位置為石膏板假天花髹乳膠漆 (以下指明洋房除外) 洋房 1 號: • 外露位置為石膏板假天花髹乳膠漆及鋁板	實心面材 (以下指明洋房除外) 洋房 1 號: • 天然石材
		(ii) 牆壁的裝修物料是否鋪至天花板	鋪至假天花高度			

FITTINGS, FINISHES AND APPLIANCES

裝置、裝修物料及設備

House 1 - House 3, House 5 - House 12, House 15 - House 23 & House 25 - House 33
 洋房1號至洋房3號、洋房5號至洋房12號、洋房15號至洋房23號、洋房25號至洋房33號

3. Interior Fittings

Item	Material	Description		
		Finishes	Accessories	
(a) Doors	House Main Entrance	Solid core timber door	Timber veneer (except for the locations specified below) House 1: • Timber veneer and metal	Lockset, door hinge, door closer, door stopper and eye viewer
	Entrance Foyer	Aluminium framed clear tempered glass door	Fluorocarbon coating	Lockset and door hinge
	Entrance at Basement Floor	Solid core fire-rated timber door	Plastic laminate	Lockset, door hinge, door closer, smoke seal, door stopper and eye viewer
	Living Room to Garden	Aluminium framed clear insulated glass unit (IGU) with low-e coating sliding door (except for the locations specified below) House 1: • Aluminium framed tinted tempered glass bi-folding door • Aluminium framed tinted tempered glass door	Fluorocarbon coating	Lockset and sliding track (except for the locations specified below) House 1: • Lockset, door hinge and sliding track • Lockset and door hinge
	Kitchen to Garden	Aluminium framed tinted tempered glass door (except for the locations specified below) House 2, 8, 18, 27 & 28: • Aluminium framed tinted tempered glass bi-folding door	Fluorocarbon coating	Lockset and door hinge (except for the locations specified below) House 2, 8, 18, 27 & 28: • Lockset, door hinge and sliding track
	Utility Room and Store Room to Garden	Aluminium framed tinted tempered glass door	Fluorocarbon coating	Lockset and door hinge
	Bathroom to Garden	Aluminium door	Fluorocarbon coating	Lockset and door hinge
	Balcony and Flat Roof	Aluminium framed clear insulated glass unit (IGU) with low-e coating sliding door	Fluorocarbon coating	Lockset and sliding track
	Kitchen	Solid core fire-rated timber door	Timber veneer (except for the house specified below) House 1: • Timber veneer and metal	Fire-rated glass vision panel, lockset, door hinge, door closer, smoke seal and door stopper
	Master Bedroom and Bedroom	Solid core timber door	Timber veneer (except for the house specified below) House 1: • Timber veneer and metal	Lockset, door hinge and door stopper
	Study Room	Metal framed feature glass sliding door	Stainless Steel	Lockset and sliding track
	Master Bathroom and Bathroom	Master Bathrooms: • Solid core timber door (except for the house specified below) House 1: • Metal framed feature glass sliding door House 2, 8, 18, 27 and 28: • Metal framed feature glass sliding door Bathrooms: • Solid core timber door (except for the locations specified below) Bathroom 1 of House 1: • Solid core timber door Bathroom 2 of House 1: • Solid core timber sliding door Bathroom 3 of House 1: • Solid core timber louvre sliding door	Master Bathrooms: • Timber veneer (except for the house specified below) House 1: • Stainless steel House 2, 8, 18, 27 and 28: • Stainless steel Bathrooms: • Timber veneer (except for the locations specified below) Bathroom 1 of House 1: • Timber veneer and metal Bathroom 2 of House 1: • Timber veneer and metal Bathroom 3 of House 1: • Timber veneer and metal	Master Bathrooms: • Lockset, door hinge and door stopper (except for the house specified below) House 1: • Lockset and sliding track House 2, 8, 18, 27 and 28: • Lockset and sliding track Bathrooms: • Lockset, door hinge and door stopper (except for the locations specified below) Bathroom 1 of House 1: • Lockset, door hinge and door stopper Bathroom 2 of House 1: • Lockset and sliding track Bathroom 3 of House 1: • Lockset and sliding track

FITTINGS, FINISHES AND APPLIANCES

裝置、裝修物料及設備

House 1 - House 3, House 5 - House 12, House 15 - House 23 & House 25 - House 33
 洋房1號至洋房3號、洋房5號至洋房12號、洋房15號至洋房23號、洋房25號至洋房33號

3. Interior Fittings

Item		Description			
		Material	Finishes	Accessories	
(a)	Doors	Master Bathroom and Bathroom	Bathroom 4 of House 1: • Solid core timber louvre door Bathroom 1 of House 2, 8, 18, 27 & 28, Bathroom 2 of House 3-7, 9-17, 19-26 and 29-33 • Solid core timber door with ventilation slots Bathroom 2 of House 2, 8, 18, 27 & 28, Bathroom 1 of House 3-7, 10-17, 20-26 and 29-32 • Solid core timber door • Solid core timber siding door with ventilation slots	Bathroom 4 of House 1: • Timber veneer and metal Bathroom 1 of House 2, 8, 18, 27 & 28, Bathroom 2 of House 3-7, 9-17, 19-26 and 29-33 • Timber veneer Bathroom 2 of House 2, 8, 18, 27 & 28, Bathroom 1 of House 3-7, 10-17, 20-26 and 29-32 • Timber veneer • Timber veneer and metal	Bathroom 4 of House 1: • Lockset, door hinge and door stopper Bathroom 1 of House 2, 8, 18, 27 & 28, Bathroom 2 of House 3-7, 9-17, 19-26 and 29-33 • Lockset, door hinge and door stopper Bathroom 2 of House 2, 8, 18, 27 & 28, Bathroom 1 of House 3-7, 10-17, 20-26 and 29-32 • Lockset, door hinge and door stopper • Lockset and sliding track
		Powder Room	Solid core timber door with ventilation slots (except for the house specified below) House 1: • Solid core timber sliding door	Timber veneer (except for the house specified below) House 1: • Timber veneer and metal	Lockset, door hinge and door stopper (except for the house specified below) House 1: • Lockset and sliding track
		Lavatory 1	Aluminium framed tempered glass with acid etched bi-folding door (except for locations specified below): House 2, 8, 18, 27 & 28: • Solid core timber door	Powder coating (except for the locations specified below) House 2, 8, 18, 27 & 28: • Timber veneer	Lockset, door hinge and sliding track (except for the locations specified below) House 2, 8, 18, 27 & 28: • Lockset, door hinge and door stopper
		Maid Room	Solid core timber door	Timber veneer (except for the location specified below) House 1 (Dining Room to Maid Room): • Timber veneer and metal	Lockset, door hinge and door stopper
		Utility Room	Solid core fire-rated timber door	Timber veneer	Lockset, door hinge, door closer, smoke seal and door stopper
		Lobby of Mechanical and Electrical Meter Cabinets at Basement Floor	Solid core fire-rated timber door	Plastic laminate	Lockset, door hinge, door closer, smoke seal and door stopper
		Gas Meter Cabinet	Hollow core timber door with ventilation slots	Plastic laminate	Lockset and door hinge
		Water Meter and Electrical Meter Cabinets	Solid core timber door (except for the houses specified below) House 29-33: • Fire-rated solid core timber door	Plastic laminate	Lockset, door hinge and door closer (except for the houses specified below) House 29-33: • Lockset, door hinge, door closer and smoke seal
		Staircase to Roof	Aluminium framed clear insulated glass unit (IGU) with low-e coating door (except for the location specified below) House 1: • Aluminium framed tinted tempered glass door	Fluorocarbon coating	Lockset and door hinge

FITTINGS, FINISHES AND APPLIANCES

裝置、裝修物料及設備

House 1 - House 3, House 5 - House 12, House 15 - House 23 & House 25 - House 33

洋房1號至洋房3號、洋房5號至洋房12號、洋房15號至洋房23號、洋房25號至洋房33號

3. Interior Fittings

Item		Type	Description	Material
(b) Bathroom	(i) Type and material of fittings and equipment	Vanity counter	Timber cabinet finished with timber veneer and metal (except for the locations specified below) Master Bathroom of House 1: • Timber cabinet finished with feature glass and timber veneer Bathroom 2 & 3 of House 1: • Timber cabinet finished with timber veneer, feature glass and metal Bathroom 1, 4 & 5 of House 1: • Timber cabinet finished with feature glass and metal	
		Vanity counter top	Natural stone	
		Mirror cabinet	Timber cabinet finished with timber veneer, mirror, glass and metal (except for the locations specified below) Master Bathroom of House 1: • Timber cabinet finished with mirror and metal Bathroom 2 & 3 of House 1: • Timber cabinet finished with timber veneer, mirror and metal Bathroom 1, 4 & 5 of House 1: • Timber cabinet finished with mirror and metal	
		Cabinet	For Master Bathroom of House 1 only: • Timber cabinet finished with feature glass door panel, metal and natural stone	
		Water basin and waster closet	Vitreous china (except for the location specified below) For the water basin of Master Bathroom of House 1: • Cast resin	
		Wash basin mixer, towel rail, toilet paper holder and towel hook (except for the locations specified below) • Towel hook is not provided for Bathroom 2 & 3 of House 1	Chrome plated	
		Roller blinds for the locations specified below: • Master Bathroom, Bathroom 1, Bathroom 2 & Bathroom 5 of House 1 • Master Bathroom and Bathroom 3 for House 2, House 8, House 18, House 27 & House 28 • Master Bathroom for House 3, House 5 - House 7, House 10 - House 12, House 15 - House 17, House 20 - House 23, House 25 - House 26, House 29 - House 32 • Master Bathroom and Bathroom 1 for House 9, House 19 & House 33		
	(ii) Type and material of water supply system	Cold and hot water supply	Copper pipes	
		Flushing water supply	UPVC pipes	
	(iii) Type and material of bathing facilities (including shower or bathtub, if applicable)	Shower compartment and shower set	Clear tempered glass shower compartment with chrome-plated shower set	
		Bathtub	Enameled steel (except for the locations specified below) Master Bathroom of House 1: • Cast resin Master Bathrooms of House 2, 8, 18, 27 & 28: • Ceramilux SSL	
		Bathtub mixer and shower set	Chrome plated	
				Material
	(iv) Size of bathtub, if applicable	Bathtub at Master Bathroom of House 1: • 1,661mm(L) x 933mm(W) x 648mm(H) Bathtubs at Bathroom 1 and 3 of House 1, Bathroom 1 of House 2, 8, 18, 27 & 28: • 1,500mm(L) x 700mm(W) x 390mm(H) Bathtubs at Master Bathroom of House 2, 8, 18, 27 & 28: • 1,700mm(L) x 750mm(W) x 520mm(H) Bathtubs at Master Bathroom of House 3 to 7, 9 to 17, 19 to 26 and 29 to 33: • 1,700mm(L) x 750mm(W) x 470mm(H)		

FITTINGS, FINISHES AND APPLIANCES

裝置、裝修物料及設備

House 1 - House 3, House 5 - House 12, House 15 - House 23 & House 25 - House 33
 洋房1號至洋房3號、洋房5號至洋房12號、洋房15號至洋房23號、洋房25號至洋房33號

3. Interior Fittings

Item		Description	
		Material	
(c)	Kitchen	(i) Material of sink unit	Stainless steel
		(ii) Material of water supply system	Copper pipes
		(iii) Material and finishes of kitchen cabinet	Timber cabinet with plastic laminate finish and high gloss acrylic door panel and metallic lacquer finish door panel (except for the locations specified below)
		(iv) Type of all other fittings and equipment	House 1: • Timber cabinet with aluminium laminated finish door panel and high gloss lacquer finish door panel All Other fittings: Chrome plated basin mixer with pull-out spray, aluminium rail, shelf, hook strip, paper towel holder and waste bin All Other Equipment: Not Applicable
(d)	Bedroom	Type and material of fittings (including built-in wardrobe)	House 5: • Metal frame wardrobe with tempered glass, timber veneer, leather, metal finished and metal frame glass door for Master Bedroom • Metal framed feature glass sliding panel for Master Bedroom • Timber wardrobe with high gloss lacquer, matt lacquer, mirror, metal finished and high gloss lacquer door panel for Bedroom 1 • Timber wardrobe with timber veneer, metal, feature glass, metal frame and reflective glass sliding door for Bedroom 2 House 23: • Metal frame wardrobe with tempered glass, timber veneer, metal finished and metal frame glass door for Master Bedroom • Timber wardrobe with matt lacquer, mirror, metal finished and matt lacquer door panel for Bedroom 1 and Bedroom 2 • Timber Bookcase with desk with timber veneer, and glass door for Bedroom 3
(e)	Telephone	Location and number of connection points	Please refer to the "Schedule of Mechanical and Electrical Provisions"
(f)	Aerials	Location and number of connection points	Please refer to the "Schedule of Mechanical and Electrical Provisions"
(g)	Electrical installations	(i) Electrical fittings (including safety devices)	Please refer to the "Schedule of Mechanical & Electrical Provisions" Miniature circuit breakers (MCB) board completed with residual current protection is provided for all houses
		(ii) Whether conduits are concealed or exposed	Conduits are concealed in part and exposed in part. Other than those parts of the conduits concealed within concrete, the rest of them are exposed. Exposed conduits may be covered or hidden by false ceilings, bulkheads, cabinets, claddings, non-concrete partition walls, designated pipe ducts or other materials
		(iii) Location and number of power points and air-conditioner points	Please refer to the "Schedule of Mechanical & Electrical Provisions"
(h)	Gas supply	Type	Town gas supply pipes are provided and connected to gas hob and gas water heater
		System	Separate gas meter with gas supply pipes is provided and connected to gas hob and gas water heater
		Location	For the location of gas hob and gas water heater, please refer to the "Appliance Schedule"
(i)	Washing machine connection point	Location	Please refers to the "Schedule of Mechanical and Electrical Provisions"
		Design	Water inlet and water outlet connection points are provided
(j)	Water supply	(i) Material of water pipes	Copper pipes for cold and hot water supply system UPVC pipes for flushing water supply system
		(ii) Whether water pipes are concealed or exposed	Water pipes are concealed in part and exposed in part. Other than those parts of the water pipes are concealed in plaster, the rest of them are exposed. Exposed water pipes may be covered or hidden by false ceiling, bulkhead, cabinets, claddings, non-concrete partition walls, designated pipe ducts or other materials
		(iii) Whether hot water is available	Hot water is available

FITTINGS, FINISHES AND APPLIANCES

裝置、裝修物料及設備

House 1 - House 3, House 5 - House 12, House 15 - House 23 & House 25 - House 33
 洋房1號至洋房3號、洋房5號至洋房12號、洋房15號至洋房23號、洋房25號至洋房33號

3. 室內裝置

細項	描述			
	用料	裝修物料	配件	
(a) 門	洋房主入口	實心木門	木皮飾面 (以下指明位置除外) 洋房 1 號: • 木皮飾面及金屬	門鎖、門鉸、氣鼓、門擋及防盜眼
	門廳	鋁框強化清玻璃門	氟碳噴塗	門鎖及門鉸
	於地庫層之入口	實心防火木門	膠板飾面	門鎖、門鉸、氣鼓、防煙條、門擋及防盜眼
	客廳往花園	鋁框低輻射鍍膜中空清玻璃趟門 (以下指明位置除外) 洋房 1 號: • 鋁框有色強化玻璃趟摺門 • 鋁框有色強化玻璃門	氟碳噴塗	門鎖及趟門路軌 (以下指明位置除外) 洋房 1 號: • 門鎖、門鉸及趟門路軌 • 門鎖及門鉸
	廚房往花園	鋁框有色強化玻璃門 (以下指明位置除外) 洋房 2 號、8 號、18 號、27 號及 28 號: • 鋁框有色強化玻璃趟摺門	氟碳噴塗	門鎖及門鉸 (以下指明位置除外) 洋房 2 號、8 號、18 號、27 號及 28 號: • 門鎖、門鉸及趟門路軌
	工作間及儲物室往花園	鋁框有色強化玻璃門	氟碳噴塗	門鎖及門鉸
	浴室往花園	鋁門	氟碳噴塗	門鎖及門鉸
	露台及平台	鋁門框低輻射鍍膜中空清玻璃趟門	氟碳噴塗	門鎖及趟門路軌
	廚房	實心防火木門	木皮飾面 (以下指明洋房除外) 洋房 1 號: • 木皮飾面及金屬	防火玻璃視窗、門鎖、門鉸、氣鼓、防煙條及門擋
	主人睡房及睡房	實心木門	木皮飾面 (以下指明洋房除外) 洋房 1 號: • 木皮飾面及金屬	門鎖、門鉸及門擋
	書房	金屬框特色玻璃趟門	不銹鋼	門鎖及趟門路軌
	主人浴室及浴室	主人浴室: • 實心木門 (以下指明洋房除外) 洋房 1 號: • 金屬框特色玻璃趟門 洋房 2 號、8 號、18 號、27 號及 28 號: • 金屬框特色玻璃趟門 浴室: • 實心木門 (以下指明位置除外) 洋房 1 號浴室 1: • 實心木門 洋房 1 號浴室 2: • 實心木趟門 洋房 1 號浴室 3: • 實心木趟門配木百葉	主人浴室: • 木皮飾面 (以下指明洋房除外) 洋房 1 號: • 不銹鋼 洋房 2 號、8 號、18 號、27 號及 28 號: • 不銹鋼 浴室: • 木皮飾面 (以下指明位置除外) 洋房 1 號浴室 1: • 木皮飾面及金屬 洋房 1 號浴室 2: • 木皮飾面及金屬 洋房 1 號浴室 3: • 木皮飾面及金屬	主人浴室: • 門鎖、門鉸及門擋 (以下指明洋房除外) 洋房 1 號: • 門鎖及趟門路軌 洋房 2 號、8 號、18 號、27 號及 28 號: • 門鎖及趟門路軌 浴室: • 門鎖、門鉸及門擋 (以下指明位置除外) 洋房 1 號浴室 1: • 門鎖、門鉸及門擋 洋房 1 號浴室 2: • 門鎖及趟門路軌 洋房 1 號浴室 3: • 門鎖及趟門路軌

FITTINGS, FINISHES AND APPLIANCES

裝置、裝修物料及設備

House 1 - House 3, House 5 - House 12, House 15 - House 23 & House 25 - House 33

洋房1號至洋房3號、洋房5號至洋房12號、洋房15號至洋房23號、洋房25號至洋房33號

3. 室內裝置

細項		描述			
		用料	裝修物料	配件	
(a)	門	主人浴室及浴室	洋房 1 號浴室 4: • 實心木門配木百葉 洋房 2 號、8 號、18 號、27 號及 28 號之浴室 1, 洋房 3 號至 7 號、9 號至 17 號、19 號至 26 號及 29 號至 33 號之浴室 2: • 實心木門配通風槽 洋房 2 號、8 號、18 號、27 號及 28 號之浴室 2、洋房 3 號至 7 號、10 號至 17 號、20 號至 26 號及 29 號至 32 號之浴室 1: • 實心木門 • 實心木趟門配通風槽	洋房 1 號浴室 4: • 木皮飾面及金屬 洋房 2 號、8 號、18 號、27 號及 28 號之浴室 1, 洋房 3 號至 7 號、9 號至 17 號、19 號至 26 號及 29 號至 33 號之浴室 2: • 木皮飾面 洋房 2 號、8 號、18 號、27 號及 28 號之浴室 2、洋房 3 號至 7 號、10 號至 17 號、20 號至 26 號及 29 號至 32 號之浴室 1: • 木皮飾面 • 木皮飾面及金屬	洋房 1 號浴室 4: • 門鎖、門鉸及門擋 洋房 2 號、8 號、18 號、27 號及 28 號之浴室 1, 洋房 3 號至 7 號、9 號至 17 號、19 號至 26 號及 29 號至 33 號之浴室 2: • 門鎖、門鉸及門擋 洋房 2 號、8 號、18 號、27 號及 28 號之浴室 2、洋房 3 號至 7 號、10 號至 17 號、20 號至 26 號及 29 號至 32 號之浴室 1: • 門鎖、門鉸及門擋 • 門鎖及趟門路軌
		化妝間	實心木門配通風槽 (以下指明洋房除外) 洋房 1 號: • 實心木趟門	木皮飾面 (以下指明洋房除外) 洋房 1 號: • 木皮飾面及金屬	門鎖、門鉸及門擋 (以下指明洋房除外) 洋房 1 號: • 門鎖及趟門路軌
		洗手間 1	鋁框酸蝕強化玻璃趟摺門 (以下指明位置除外) 洋房 2 號、8 號、18 號、27 號及 28 號: • 實心木門	粉末噴塗 (以下指明位置除外) 洋房 2 號、8 號、18 號、27 號及 28 號: • 木皮飾面	門鎖、門鉸及趟門路軌 (以下指明位置除外) 洋房 2 號、8 號、18 號、27 號及 28 號: • 門鎖、門鉸及門擋
		工人房	實心木門	木皮飾面 (以下指明位置除外) 洋房 1 號 (飯廳往工人房): • 木皮飾面及金屬	門鎖、門鉸及門擋
		工作間	實心防火木門	木皮飾面	門鎖、門鉸、氣鼓、防煙條及門擋
		於地庫層之機電錶櫃前室	實心防火木門	膠板飾面	門鎖、門鉸、氣鼓、防煙條及門擋
		煤氣錶櫃	中空木門配通風槽	膠板飾面	門鎖及門鉸
		水錶及電錶櫃	實心木門 (以下指明洋房除外) 洋房 29 號至 33 號: • 防火實心木門	膠板飾面	門鎖、門鉸及氣鼓 (以下指明洋房除外) 洋房 29 號至 33 號: • 門鎖、門鉸、氣鼓及防煙條
		樓梯往天台	鋁框低輻射鍍膜中空清玻璃門 (以下指明位置除外) 洋房 1 號: • 鋁框強化有色玻璃門	氟碳噴塗	門鎖及門鉸

FITTINGS, FINISHES AND APPLIANCES

裝置、裝修物料及設備

House 1 - House 3, House 5 - House 12, House 15 - House 23 & House 25 - House 33
 洋房1號至洋房3號、洋房5號至洋房12號、洋房15號至洋房23號、洋房25號至洋房33號

3. 室內裝置

細項	類型	描述	用料
(b) 浴室	(i) 裝置及設備的類型及用料	洗手盆櫃	木製洗手盆櫃配木皮飾面及金屬 (以下指明位置除外) 洋房 1 號之主人浴室: • 木製洗手盆櫃配特色玻璃及木皮飾面 洋房 1 號之浴室 2 及 3: • 木製洗手盆櫃配木皮飾面、特色玻璃及金屬 洋房 1 號之浴室 1、4 及 5: • 木製洗手盆櫃配特色玻璃及金屬
		洗手盆櫃面	天然石材
		鏡櫃	木製鏡櫃配木皮飾面、鏡、玻璃及金屬 (以下指明位置除外) 洋房 1 號之主人浴室: • 木製鏡櫃配鏡及金屬 洋房 1 號之浴室 2 及 3: • 木製鏡櫃配木皮飾面、鏡及金屬 洋房 1 號之浴室 1、4 及 5: • 木製鏡櫃配鏡及金屬
		櫃	只適用於洋房 1 號主人浴室 • 木櫃配特色玻璃門板、金屬及天然石材
		洗手盆及座廁	陶瓷 (以下指明位置除外) 洋房 1 號主人浴室之洗手盆 • 鑄塑樹脂
		洗手盆水龍頭、毛巾架、廁紙架及毛巾掛勾 (以下指明位置除外) • 洋房 1 號之浴室 2 及 3 並沒有提供毛巾掛勾	鍍鉻
		以下指明位置裝置捲簾: • 洋房 1 號之主人浴室、浴室 1、浴室 2 及浴室 5 • 洋房 2 號、洋房 8 號、洋房 18 號、洋房 27 號及洋房 28 號之主人浴室及浴室 3 • 洋房 3 號、洋房 5 號至洋房 7 號、洋房 10 號至洋房 12 號、洋房 15 號至洋房 17 號、洋房 20 號至洋房 23 號、洋房 25 號至洋房 26 號及洋房 29 號至洋房 32 號之主人浴室 • 洋房 9 號、洋房 19 號及洋房 33 號之主人浴室及浴室 1	
	(ii) 供水系統的類型及用料	冷熱水供水系統	銅喉管
		沖水供水系統	膠喉管
	(iii) 沐浴設施 (包括花灑或浴缸 (如適用))	淋浴間及花灑套裝	清強化玻璃淋浴間及鍍鉻花灑套裝
		浴缸	鋼瓷釉 (以下指明位置除外) 洋房 1 號之主人浴室: • 鑄塑樹脂 洋房 2 號、8 號、18 號、27 號及 28 號之主人浴室: • 樹脂合成物
		浴缸水龍頭及花灑套裝	鍍鉻
	用料		
(iv) 浴缸大小 (如適用)	洋房 1 號主人浴室之浴缸: • 1,661 毫米 (長) x 933 毫米 (闊) x 648 毫米 (高) 洋房 1 號浴室 1 及 3 之浴缸、洋房 2 號、8 號、18 號、27 號及 28 號浴室 1 之浴缸: • 1,500 毫米 (長) x 700 毫米 (闊) x 390 毫米 (高) 洋房 2 號、8 號、18 號、27 號及 28 號主人浴室之浴缸: • 1,700 毫米 (長) x 750 毫米 (闊) x 520 毫米 (高) 洋房 3 號至 7 號、9 號至 17 號、19 號至 26 號及 29 號至 33 號主人浴室之浴缸: • 1,700 毫米 (長) x 750 毫米 (闊) x 470 毫米 (高)		

FITTINGS, FINISHES AND APPLIANCES

裝置、裝修物料及設備

House 1 - House 3, House 5 - House 12, House 15 - House 23 & House 25 - House 33
 洋房1號至洋房3號、洋房5號至洋房12號、洋房15號至洋房23號、洋房25號至洋房33號

3. 室內裝置

細項		描述	用料
(c)	廚房	(i) 洗滌盆的用料	不銹鋼
		(ii) 供水系統的用料	銅喉
		(iii) 廚櫃的用料及裝修物料	膠板飾面木櫃配高光亞克力門板及金屬噴漆飾面門板 (以下指明位置除外) 洋房 1 號: • 木櫃配鋁質飾面門板及高光漆飾面門板
		(iv) 所有其他裝置及設備的類型	所有其他裝置: 鍍鉻製洗滌盆水龍頭配花灑式水龍頭、鋁質掛桿、置物架、掛勾架、紙巾架及垃圾箱 所有其他設備: 不適用
(d)	睡房	裝置 (包括嵌入式衣櫃) 的類型及用料	洋房 5 號: • 主人睡房設有金屬框衣櫃配強化玻璃、木皮飾面、皮革、金屬及金屬框玻璃門 • 主人睡房設有金屬框配特色玻璃拉趟式屏風 • 睡房 1 設有木製衣櫃配高光漆、啞光漆面板、鏡、金屬及高光漆面木門 • 睡房 2 設有木製衣櫃配木皮飾面、金屬、特色玻璃及金屬框單向反光玻璃趟門 洋房 23 號: • 主人睡房設有金屬框衣櫃配強化玻璃、木皮飾面、金屬及金屬框玻璃門 • 睡房 1 及睡房 2 設有木製衣櫃配啞光漆面板、鏡、金屬及啞光漆面木門 • 睡房 3 設有木製書櫃連書枱配木皮飾面及玻璃門
(e)	電話	接駁點的位置及數目	請參閱「機電裝置數量說明表」
(f)	天線	接駁點的位置及數目	請參閱「機電裝置數量說明表」
(g)	電力裝置	(i) 供電附件 (包括安全裝置)	請參閱「機電裝置數量說明表」 所有洋房均備有配電箱及包括漏電保護
		(ii) 導管是隱藏或外露	導管部份是隱藏或部份是外露的。 除部份隱藏於混凝土內之導管外, 其他部份的導管均為外露 外露的導管可能被假天花、假陣、貯存櫃、覆面、非混凝土間牆、指定之槽位或其他物料遮蓋或掩藏
		(iii) 電插座及空調機接駁點的位置及數目	請參閱「機電裝置數量說明表」
(h)	氣體供應	類型	煤氣喉接駁煤氣煮食爐及煤氣熱水爐
		系統	獨立煤氣錶及煤氣喉接駁至煤氣煮食爐及煤氣熱水爐
		位置	煤氣煮食爐及煤氣熱水爐位置, 請參閱「設備說明表」
(i)	洗衣機接駁點	位置	請參閱「機電裝置數量說明表」
		設計	設有去水及來水接駁喉位
(j)	供水	(i) 水管的用料	冷熱水供水系統採用銅喉管 沖水供水系統採用膠喉管
		(ii) 水管是隱藏或外露	水管部份是隱藏或部份外露 除部份隱藏於批盪內之水管外, 其他部份的水管均為外露 外露的水管可能被假天花、假陣、貯存櫃、覆面、非混凝土間牆、指定之槽位或其他物料遮蓋或掩藏。
		(iii) 有否熱水供應	有熱水供應

FITTINGS, FINISHES AND APPLIANCES

裝置、裝修物料及設備

House 1 - House 3, House 5 - House 12, House 15 - House 23 & House 25 - House 33

洋房1號至洋房3號、洋房5號至洋房12號、洋房15號至洋房23號、洋房25號至洋房33號

4. Miscellaneous

Item		Description						
(a)	Lifts	(i) Brand name	Schindler					
		(ii) Model number	5500 MRL					
		(iii) Number of lifts	1 lift is provided for House 1					
		(iv) Floor served by the lifts	G/F & 1/F					
		(i) Brand name	Schindler					
		(ii) Model number	3300AP					
		(iii) Number of lifts	For House 2 - House 3, House 5 - House 12, House 15 - House 23, House 25 - House 33, 1 lift is provided at each houses					
		(iv) Floor served by the lifts	Basement Floor, G/F, 1/F & 2/F					
(b)	Letter box	(i) Material	Metal					
(c)	Refuse collection	(i) Means of refuse collection	Refuse will be collected by cleaner					
		(ii) Location of refuse room	Refuse storage and material recovery chamber is located at G/F					
(d)	Water meter, electricity meter and gas meter	(i) Location	Water Meter		Electricity Meter		Gas Meter	
			House 1	House 2- House 3, House 5 - House 12, House 15 - House 23, House 25 - House 33	House 1	House 2- House 3, House 5 - House 12, House 15 - House 23, House 25 - House 33	House 1	House 2- House 3, House 5 - House 12, House 15 - House 23, House 25 - House 33
		At the water meter cabinet at G/F	At the water meter cabinet on Basement Floor	At the switch room on G/F	At the switch room on Basement Floor	At the gas meter cabinet on G/F	At the gas meter cabinet on Basement Floor	
		(ii) Whether they are separate or communal meters for residential properties	Separate Meter	Separate Meter	Separate Meter	Separate Meter	Separate Meter	Separate Meter

4. 雜項

細項		描述						
(a)	升降機	(i) 品牌名稱	迅達					
		(ii) 產品型號	5500 MRL					
		(iii) 升降機數目	洋房 1 號設有 1 部升降機					
		(iv) 到達的樓層	地下及 1 樓					
		(i) 品牌名稱	迅達					
		(ii) 產品型號	3300AP					
		(iii) 升降機數目	洋房 2 號至 3 號、洋房 5 號至 12 號、洋房 15 號至 23 號、洋房 25 號至 33 號各設有 1 部升降機					
		(iv) 到達的樓層	地庫層、地下、1 樓及 2 樓					
(b)	信箱	(i) 用料	金屬					
(c)	垃圾收集	(i) 垃圾收集方法	由清潔工人收集垃圾					
		(ii) 垃圾房位置	垃圾及物料回收房設於地下					
(d)	水錶、電錶及氣體錶	(i) 位置	水錶		電錶		氣體錶	
			洋房 1 號	洋房 2 號至 3 號、洋房 5 號至 12 號、洋房 15 號至 23 號、洋房 25 號至 33 號	洋房 1 號	洋房 2 號至 3 號、洋房 5 號至 12 號、洋房 15 號至 23 號、洋房 25 號至 33 號	洋房 1 號	洋房 2 號至 3 號、洋房 5 號至 12 號、洋房 15 號至 23 號、洋房 25 號至 33 號
		位於地下之水錶櫃	位於地庫層之水錶櫃	位於地下之電掣房	位於地庫層之電掣房	位於地下之煤氣錶櫃	位於地庫層之煤氣錶櫃	
(ii) 就住宅單位而言是獨立或公用的錶	獨立錶	獨立錶	獨立錶	獨立錶	獨立錶	獨立錶		

In relation to items 4(a) and 6, the Vendor undertakes that if lifts or appliances of the specified brand name or model number are not installed in the Development, lifts or appliances of comparable quality will be installed.

就第4(a)及6細項，賣方承諾如項目中沒有安裝指明的品牌名稱或產品型號的升降機或設備，便會安裝品質相若的升降機或設備。

FITTINGS, FINISHES AND APPLIANCES

裝置、裝修物料及設備

House 1 - House 3, House 5 - House 12, House 15 - House 23 & House 25 - House 33
 洋房1號至洋房3號、洋房5號至洋房12號、洋房15號至洋房23號、洋房25號至洋房33號

5. Security Facilities

Item	Description		
Security facilities	Security system and equipment (including details of built-in provisions and their locations)	Access control and security system	Smart Card readers for residents' access are provided at the Development's main entrance, lift lobbies on B/F and residents' recreational facilities Video door phone is provided at entrance of each house.
		CCTV	CCTV cameras are installed along fence wall, entrance lobbies on G/F and lift lobbies on B/F of each towers, all lift cars, landscaped area, residents' recreational facilities, carpark entrance and carpark area connecting directly to the Extra Low Voltage Room

6. Appliances

Item	Description
Brand name and model number	Please refer to the "Appliances Schedule"

In relation to items 4(a) and 6, the Vendor undertakes that if lifts or appliances of the specified brand name or model number are not installed in the Development, lifts or appliances of comparable quality will be installed.

5. 保安設施

細項	描述		
保安設施	保安系統及設施 (包括嵌入式的裝備的細節及其位置)	入口通道控制及保安系統	智能卡讀卡器安裝於屋苑正門入口、地庫層升降機大堂及住戶康樂設施進出使用。 各洋房入口設有視像對講機。
		閉路電視	閉路電視鏡頭安裝於沿圍牆、每座大廈地下入口大堂、地庫層升降機大堂、所有升降機內、園藝區、休閒設施、停車場入口及停車場，並連接特低電壓房。

6. 設備

細項	描述
品牌名稱及產品型號	請參閱「設備說明表」

就第4(a)及6細項，賣方承諾如項目中沒有安裝指明的品牌名稱或產品型號的升降機或設備，便會安裝品質相若的升降機或設備。

FITTINGS, FINISHES AND APPLIANCES

裝置、裝修物料及設備

Appliances Schedule
設備說明表

Location 位置	Appliance 設備	Brand 品牌	Tower 座	Tower 1 第 1 座						Tower 2 第 2 座						Tower 3 第 3 座					
			Floor 樓層	G/F 地下		1/F - 3/F & 5/F - 12/F 1 樓至 3 樓 及 5 樓至 12 樓		15/F 15 樓		G/F 地下		1/F - 3/F & 5/F - 12/F 1 樓至 3 樓 及 5 樓至 12 樓		15/F 15 樓		G/F 地下		1/F - 3/F & 5/F - 12/F 1 樓至 3 樓 及 5 樓至 12 樓		15/F 15 樓	
			Unit 單位 Model No. 型號	A	B	A	B	A	B	A	B	A	B	A	B	A	B	A	B	A	B
Living Room & Dining Room 客廳及飯廳	FSV VRF System (Indoor Unit) FSV 智能式中央冷氣系統 (室內機)	Panasonic 樂聲牌	S-56MK2E5A	✓	✓	✓	✓	✓	✓	✓	✓	✓	✓	✓	✓	✓	✓	✓	✓	✓	
Master Bedroom 主人睡房	FSV VRF System (Indoor Unit) FSV 智能式中央冷氣系統 (室內機)	Panasonic 樂聲牌	S-56MK2E5A	✓	✓	✓	✓	✓	✓	✓	✓	✓	✓	✓	✓	✓	✓	✓	✓	✓	
Bedroom 1 睡房 1	FSV VRF System (Indoor Unit) FSV 智能式中央冷氣系統 (室內機)	Panasonic 樂聲牌	S-36MK2E5A	✓	✓	✓	✓	✓	✓	✓	✓	✓	✓	✓	✓	✓	✓	✓	✓	✓	
Bedroom 2 睡房 2	FSV VRF System (Indoor Unit) FSV 智能式中央冷氣系統 (室內機)	Panasonic 樂聲牌	S-28MK2E5A	✓	✓	✓	✓	✓	✓	✓	✓	✓	✓	✓	✓	✓	✓	✓	✓	✓	
Master Bathroom 主人浴室	Thermo Ventilator 浴室換氣暖風機	Mitsubishi Electric 三菱電機	V-251BZ-HK	✓	✓	✓	✓	✓	✓	✓	✓	✓	✓	✓	✓	✓	✓	✓	✓	✓	
	Duct Type Exhaust Fan 風喉式抽氣扇	Gelec 通用電器	DPT10-24H	✓	✓	✓	✓	✓	✓	✓	✓	✓	✓	✓	✓	✓	✓	✓	✓	✓	
Bathroom 浴室	Duct Type Exhaust Fan 風喉式抽氣扇	Gelec 通用電器	DPT10-24H	✓	✓	✓	✓	✓	✓	✓	✓	✓	✓	✓	✓	✓	✓	✓	✓	✓	

The Vendor undertakes that if appliances of the specified brand name or model number are not installed in the Development, appliances of comparable quality will be installed.

賣方承諾如項目中沒有安裝指明的品牌名稱或產品型號的設備，便會安裝品質相若的設備。

Notes:

1. The symbol “-” as shown in the above table denotes “Not provided” or “Not applicable”.
2. “✓” as shown in the table above denotes “Provided” or “Installed”.

備註：

1. 上表「-」代表「不提供」或「不適用」。
2. 上表「✓」表示此設備於該住宅單位內「提供」或「安裝」。

FITTINGS, FINISHES AND APPLIANCES

裝置、裝修物料及設備

Appliances Schedule
設備說明表

Location 位置	Appliance 設備	Brand 品牌	Tower 座	Tower 1 第 1 座						Tower 2 第 2 座						Tower 3 第 3 座					
			Floor 樓層	G/F 地下		1/F - 3/F & 5/F - 12/F 1 樓至 3 樓及 5 樓至 12 樓		15/F 15 樓		G/F 地下		1/F - 3/F & 5/F - 12/F 1 樓至 3 樓及 5 樓至 12 樓		15/F 15 樓		G/F 地下		1/F - 3/F & 5/F - 12/F 1 樓至 3 樓及 5 樓至 12 樓		15/F 15 樓	
			Unit 單位 Model No. 型號	A	B	A	B	A	B	A	B	A	B	A	B	A	B	A	B	A	B
Kitchen 廚房	Built-in Refrigerator 嵌入式雪櫃	Gorenje	NRKI4182E1	✓	✓	✓	✓	✓	✓	✓	✓	✓	✓	✓	✓	✓	✓	✓	✓	✓	✓
	Cooker Hood 抽油煙機	Siemens 西門子	LC91BUR50B	✓	✓	✓	✓	✓	✓	✓	✓	✓	✓	✓	✓	✓	✓	✓	✓	✓	✓
	Domino Town Gas Wok Burner 單頭煤氣煮食爐	Siemens 西門子	ER3B6AB70X	✓	✓	✓	✓	✓	✓	✓	✓	✓	✓	✓	✓	✓	✓	✓	✓	✓	✓
	Domino Town Gas Double Burner 雙頭煤氣煮食爐	Siemens 西門子	ER3B6BB70X	✓	✓	✓	✓	✓	✓	✓	✓	✓	✓	✓	✓	✓	✓	✓	✓	✓	✓
	Built-in Oven with Microwave 嵌入式微波焗爐	Siemens 西門子	CM656GBS1B	✓	✓	✓	✓	✓	✓	✓	✓	✓	✓	✓	✓	✓	✓	✓	✓	✓	✓
	Built-in Steam Oven 嵌入式蒸爐	Siemens 西門子	CD634GBS1	✓	✓	✓	✓	✓	✓	✓	✓	✓	✓	✓	✓	✓	✓	✓	✓	✓	✓
	Built-in Wine Cellar 嵌入式酒櫃	Liebherr	UWKes 1752 GrandCru	✓	✓	✓	✓	✓	✓	✓	✓	✓	✓	✓	✓	✓	✓	✓	✓	✓	✓
	Gas Water Heater 煤氣熱水爐	TGC	TSTW160TFQL	✓	✓	✓	✓	✓	✓	✓	✓	✓	✓	✓	✓	✓	✓	✓	✓	✓	✓
	Duct Type Exhaust Fan 風喉式抽氣扇	Gelec 通用電器	DPT10-24H	✓	✓	✓	✓	✓	✓	✓	✓	✓	✓	✓	✓	✓	✓	✓	✓	✓	✓
Utility Room 工作間	FSV VRF System (Indoor Unit) FSV 智能式中央冷氣系統 (室內機)	Panasonic 樂聲牌	S-28MK2E5A	✓	✓	✓	✓	✓	✓	✓	✓	✓	✓	✓	✓	✓	✓	✓	✓	✓	✓
	Freestanding Washer & Dryer 2 in 1 獨立式 2 合 1 洗衣乾衣機	Siemens 西門子	WD14D361HK	✓	✓	✓	✓	✓	✓	✓	✓	✓	✓	✓	✓	✓	✓	✓	✓	✓	✓
Lavatory 洗手間	Duct Type Exhaust Fan 風喉式抽氣扇	Gelec 通用電器	DPT10-24H	✓	✓	✓	✓	✓	✓	✓	✓	✓	✓	✓	✓	✓	✓	✓	✓	✓	✓
Air-conditioning Plant Room 空調機房	FSV VRF System (Outdoor Unit) FSV 智能式中央冷氣系統 (室外機)	Panasonic 樂聲牌	U-8ME2H7	✓	-	✓	✓	-	-	-	-	✓	✓	-	-	-	-	✓	✓	-	-
Uncovered Air-conditioning Plant Area 無上蓋空調機 空間	FSV VRF System (Outdoor Unit) FSV 智能式中央冷氣系統 (室外機)	Panasonic 樂聲牌	U-8ME2H7	-	✓	-	-	✓	✓	✓	✓	-	-	✓	✓	✓	✓	-	-	✓	✓

The Vendor undertakes that if appliances of the specified brand name or model number are not installed in the Development, appliances of comparable quality will be installed.

賣方承諾如項目中沒有安裝指明的品牌名稱或產品型號的設備，便會安裝品質相若的設備。

Notes:

1. The symbol “-” as shown in the above table denotes “Not provided” or “Not applicable”.
2. “✓” as shown in the table above denotes “Provided” or “Installed”.

備註：

1. 上表「-」代表「不提供」或「不適用」。
2. 上表「✓」表示此設備於該住宅單位內「提供」或「安裝」。

FITTINGS, FINISHES AND APPLIANCES

裝置、裝修物料及設備

Appliances Schedule
設備說明表

Location 位置	Appliance 設備	Brand 品牌	Tower 座	Tower 5 第 5 座									Tower 6 第 6 座								
			Floor 樓層	1/F 1 樓			2/F - 3/F & 5/F - 12/F 2 樓至 3 樓及 5 樓至 12 樓			15/F 15 樓			1/F 1 樓			2/F - 3/F & 5/F - 12/F 2 樓至 3 樓及 5 樓至 12 樓			15/F 15 樓		
			Unit 單位 Model No. 型號	A	B	C	A	B	C	A	B	C	A	B	C	A	B	C	A	B	C
Living Room & Dining Room 客廳及飯廳	FSV VRF System (Indoor Unit) FSV 智能式中央冷氣系統 (室內機)	Panasonic 樂聲牌	S-56MK2E5A	✓	✓	✓	✓	✓	✓	✓	✓	✓	✓	✓	✓	✓	✓	✓	✓	✓	✓
			S-73MK2E5A	-	-	-	-	-	-	✓	✓	✓	-	-	-	-	-	-	✓	✓	✓
Master Bedroom 主人睡房	FSV VRF System (Indoor Unit) FSV 智能式中央冷氣系統 (室內機)	Panasonic 樂聲牌	S-56MK2E5A	✓	✓	✓	✓	✓	✓	✓	✓	✓	✓	✓	✓	✓	✓	✓	✓	✓	✓
Bedroom 1 睡房 1	FSV VRF System (Indoor Unit) FSV 智能式中央冷氣系統 (室內機)	Panasonic 樂聲牌	S-28MK2E5A	✓	✓	✓	✓	✓	✓	✓	✓	✓	✓	✓	✓	✓	✓	✓	✓	✓	✓
Bedroom 2 睡房 2	FSV VRF System (Indoor Unit) FSV 智能式中央冷氣系統 (室內機)	Panasonic 樂聲牌	S-28MK2E5A	✓	✓	✓	✓	✓	✓	✓	✓	✓	✓	✓	✓	✓	✓	✓	✓	✓	✓
Master Bathroom 主人浴室	Duct Type Exhaust Fan 風喉式抽氣扇	Gelec 通用電器	DPT10-24H	✓	✓	✓	✓	✓	✓	✓	✓	✓	✓	✓	✓	✓	✓	✓	✓	✓	✓
	Thermo Ventilator 浴室換氣暖風機	Mitsubishi Electric 三菱電機	V-251BZ-HK	-	✓	-	-	✓	-	-	✓	-	-	✓	-	-	✓	-	-	✓	-
Bathroom 浴室	Thermo Ventilator 浴室換氣暖風機	Mitsubishi Electric 三菱電機	V-251BZ-HK	-	✓	-	-	✓	-	-	✓	-	-	✓	-	-	✓	-	-	✓	-
	Duct Type Exhaust Fan 風喉式抽氣扇	Gelec 通用電器	DPT10-24H	✓	✓	✓	✓	✓	✓	✓	✓	✓	✓	✓	✓	✓	✓	✓	✓	✓	✓

The Vendor undertakes that if appliances of the specified brand name or model number are not installed in the Development, appliances of comparable quality will be installed.

賣方承諾如項目中沒有安裝指明的品牌名稱或產品型號的設備，便會安裝品質相若的設備。

Notes:

1. The symbol “-” as shown in the above table denotes “Not provided” or “Not applicable”.
2. “✓” as shown in the table above denotes “Provided” or “Installed”.

備註：

1. 上表「-」代表「不提供」或「不適用」。
2. 上表「✓」表示此設備於該住宅單位內「提供」或「安裝」。

FITTINGS, FINISHES AND APPLIANCES

裝置、裝修物料及設備

Appliances Schedule
設備說明表

Location 位置	Appliance 設備	Brand 品牌	Tower 座	Tower 5 第 5 座									Tower 6 第 6 座								
			Floor 樓層	1/F 1 樓			2/F - 3/F & 5/F - 12/F 2 樓至 3 樓及 5 樓至 12 樓			15/F 15 樓			1/F 1 樓			2/F - 3/F & 5/F - 12/F 2 樓至 3 樓及 5 樓至 12 樓			15/F 15 樓		
			Unit 單位 Model No. 型號	A	B	C	A	B	C	A	B	C	A	B	C	A	B	C	A	B	C
Kitchen 廚房	Built-in Refrigerator 嵌入式雪櫃	Gorenje	NRKI4182E1	✓	✓	✓	✓	✓	✓	✓	✓	✓	✓	✓	✓	✓	✓	✓	✓	✓	✓
	Cooker Hood 抽油煙機	Siemens 西門子	LC91BUR50B	✓	✓	✓	✓	✓	✓	✓	✓	✓	✓	✓	✓	✓	✓	✓	✓	✓	✓
	Domino Town Gas Wok Burner 單頭煤氣煮食爐	Siemens 西門子	ER3B6AB70X	✓	✓	✓	✓	✓	✓	✓	✓	✓	✓	✓	✓	✓	✓	✓	✓	✓	✓
	Domino Town Gas Double Burner 雙頭煤氣煮食爐	Siemens 西門子	ER3B6BB70X	✓	✓	✓	✓	✓	✓	✓	✓	✓	✓	✓	✓	✓	✓	✓	✓	✓	✓
	Built-in Oven with Microwave 嵌入式微波焗爐	Siemens 西門子	CM656GBS1B	✓	✓	✓	✓	✓	✓	✓	✓	✓	✓	✓	✓	✓	✓	✓	✓	✓	✓
	Built-in Steam Oven 嵌入式蒸爐	Siemens 西門子	CD634GBS1	✓	✓	✓	✓	✓	✓	✓	✓	✓	✓	✓	✓	✓	✓	✓	✓	✓	✓
	Gas Water Heater 煤氣熱水爐	TGC	TSTW160TFQL	✓	✓	✓	✓	✓	✓	✓	✓	✓	✓	✓	✓	✓	✓	✓	✓	✓	✓
	Duct Type Exhaust Fan 風喉式抽氣扇	Gelec 通用電器	DPT10-24H	✓	✓	✓	✓	✓	✓	✓	✓	✓	✓	✓	✓	✓	✓	✓	✓	✓	✓
Utility Room 工作間	FSV VRF System (Indoor Unit) FSV 智能式中央冷氣系統 (室內機)	Panasonic 樂聲牌	S-28MK2E5A	✓	✓	✓	✓	✓	✓	✓	✓	✓	✓	✓	✓	✓	✓	✓	✓	✓	
	Freestanding Washer & Dryer 2 in 1 獨立式 2 合 1 洗衣乾衣機	Siemens 西門子	WD14D361HK	✓	✓	✓	✓	✓	✓	✓	✓	✓	✓	✓	✓	✓	✓	✓	✓	✓	
Lavatory 洗手間	Duct Type Exhaust Fan 風喉式抽氣扇	Gelec 通用電器	DPT10-24H	✓	✓	-	✓	✓	-	✓	✓	-	✓	✓	-	✓	✓	-	✓	✓	-
	Window Type Exhaust Fan 窗口式抽氣扇	KDK	15WHC08	-	-	✓	-	-	✓	-	-	✓	-	-	✓	-	-	✓	-	-	✓
Air-conditioning Platform 空調機平台	FSV VRF System (Outdoor Unit) FSV 智能式中央冷氣系統 (室外機)	Panasonic 樂聲牌	U-5LE2H4	-	-	-	✓	✓	✓	✓	✓	✓	-	-	-	✓	✓	✓	✓	✓	✓
Flat Roof 平台	FSV VRF System (Outdoor Unit) FSV 智能式中央冷氣系統 (室外機)	Panasonic 樂聲牌	U-5LE2H4	✓	✓	✓	-	-	-	-	-	-	✓	✓	✓	-	-	-	-	-	-

The Vendor undertakes that if appliances of the specified brand name or model number are not installed in the Development, appliances of comparable quality will be installed.

賣方承諾如項目中沒有安裝指明的品牌名稱或產品型號的設備，便會安裝品質相若的設備。

Notes:

1. The symbol “-” as shown in the above table denotes “Not provided” or “Not applicable”.
2. “✓” as shown in the table above denotes “Provided” or “Installed”.

備註：

1. 上表「-」代表「不提供」或「不適用」。
2. 上表「✓」表示此設備於該住宅單位內「提供」或「安裝」。

FITTINGS, FINISHES AND APPLIANCES

裝置、裝修物料及設備

Appliances Schedule
設備說明表

Location 位置	Appliance 設備	Brand 品牌	Tower 座	Tower 7 第 7 座						Tower 8 第 8 座						Tower 9 第 9 座					
			Floor 樓層	G/F 地下		1/F - 3/F & 5/F - 12/F 1 樓至 3 樓及 5 樓至 12 樓		15/F 15 樓		G/F 地下		1/F - 3/F & 5/F - 12/F 1 樓至 3 樓及 5 樓至 12 樓		15/F 15 樓		G/F 地下		1/F - 3/F & 5/F - 12/F 1 樓至 3 樓及 5 樓至 12 樓		15/F 15 樓	
			Unit 單位 Model No. 型號	A	B	A	B	A	B	A	B	A	B	A	B	A	B	A	B	A	B
Living Room & Dining Room 客廳及飯廳	FSV VRF System (Indoor Unit) FSV 智能式中央冷氣系統 (室內機)	Panasonic 樂聲牌	S-56MK2E5A	✓	✓	✓	✓	✓	✓	✓	✓	✓	✓	✓	✓	✓	✓	✓	✓	✓	✓
Master Bedroom 主人睡房	FSV VRF System (Indoor Unit) FSV 智能式中央冷氣系統 (室內機)	Panasonic 樂聲牌	S-56MK2E5A	✓	✓	✓	✓	✓	✓	✓	✓	✓	✓	✓	✓	✓	✓	✓	✓	✓	✓
Bedroom 1 睡房 1	FSV VRF System (Indoor Unit) FSV 智能式中央冷氣系統 (室內機)	Panasonic 樂聲牌	S-36MK2E5A	✓	✓	✓	✓	✓	✓	✓	✓	✓	✓	✓	✓	✓	✓	✓	✓	✓	✓
Bedroom 2 睡房 2	FSV VRF System (Indoor Unit) FSV 智能式中央冷氣系統 (室內機)	Panasonic 樂聲牌	S-28MK2E5A	✓	✓	✓	✓	✓	✓	✓	✓	✓	✓	✓	✓	✓	✓	✓	✓	✓	✓
Master Bathroom 主人浴室	Thermo Ventilator 浴室換氣暖風機	Mitsubishi Electric 三菱電機	V-251BZ-HK	✓	✓	✓	✓	✓	✓	✓	✓	✓	✓	✓	✓	✓	✓	✓	✓	✓	✓
	Duct Type Exhaust Fan 風喉式抽氣扇	Gelec 通用電器	DPT10-24H	✓	✓	✓	✓	✓	✓	✓	✓	✓	✓	✓	✓	✓	✓	✓	✓	✓	✓
Bathroom 浴室	Duct Type Exhaust Fan 風喉式抽氣扇	Gelec 通用電器	DPT10-24H	✓	✓	✓	✓	✓	✓	✓	✓	✓	✓	✓	✓	✓	✓	✓	✓	✓	✓

The Vendor undertakes that if appliances of the specified brand name or model number are not installed in the Development, appliances of comparable quality will be installed.

賣方承諾如項目中沒有安裝指明的品牌名稱或產品型號的設備，便會安裝品質相若的設備。

Notes:

1. The symbol “-” as shown in the above table denotes “Not provided” or “Not applicable”.
2. “✓” as shown in the table above denotes “Provided” or “Installed”.

備註：

1. 上表「-」代表「不提供」或「不適用」。
2. 上表「✓」表示此設備於該住宅單位內「提供」或「安裝」。

FITTINGS, FINISHES AND APPLIANCES

裝置、裝修物料及設備

Appliances Schedule
設備說明表

Location 位置	Appliance 設備	Brand 品牌	Tower 座	Tower 7 第 7 座						Tower 8 第 8 座						Tower 9 第 9 座					
			Floor 樓層	G/F 地下		1/F - 3/F & 5/F - 12/F 1 樓至 3 樓及 5 樓至 12 樓		15/F 15 樓		G/F 地下		1/F - 3/F & 5/F - 12/F 1 樓至 3 樓及 5 樓至 12 樓		15/F 15 樓		G/F 地下		1/F - 3/F & 5/F - 12/F 1 樓至 3 樓及 5 樓至 12 樓		15/F 15 樓	
			Unit 單位 Model No. 型號	A	B	A	B	A	B	A	B	A	B	A	B	A	B	A	B	A	B
Kitchen 廚房	Built-in Refrigerator 嵌入式雪櫃	Gorenje	NRKI4182E1	✓	✓	✓	✓	✓	✓	✓	✓	✓	✓	✓	✓	✓	✓	✓	✓	✓	✓
	Cooker Hood 抽油煙機	Siemens 西門子	LC91BUR50B	✓	✓	✓	✓	✓	✓	✓	✓	✓	✓	✓	✓	✓	✓	✓	✓	✓	✓
	Domino Town Gas Wok Burner 單頭煤氣煮食爐	Siemens 西門子	ER3B6AB70X	✓	✓	✓	✓	✓	✓	✓	✓	✓	✓	✓	✓	✓	✓	✓	✓	✓	✓
	Domino Town Gas Double Burner 雙頭煤氣煮食爐	Siemens 西門子	ER3B6BB70X	✓	✓	✓	✓	✓	✓	✓	✓	✓	✓	✓	✓	✓	✓	✓	✓	✓	✓
	Built-in Oven with Microwave 嵌入式微波焗爐	Siemens 西門子	CM656GBS1B	✓	✓	✓	✓	✓	✓	✓	✓	✓	✓	✓	✓	✓	✓	✓	✓	✓	✓
	Built-in Steam Oven 嵌入式蒸爐	Siemens 西門子	CD634GBS1	✓	✓	✓	✓	✓	✓	✓	✓	✓	✓	✓	✓	✓	✓	✓	✓	✓	✓
	Built-in Wine Cellar 嵌入式酒櫃	Liebherr	UWKes 1752 GrandCru	✓	✓	✓	✓	✓	✓	✓	✓	✓	✓	✓	✓	✓	✓	✓	✓	✓	✓
	Gas Water Heater 煤氣熱水爐	TGC	TSTW160TFQL	✓	✓	✓	✓	✓	✓	✓	✓	✓	✓	✓	✓	✓	✓	✓	✓	✓	✓
	Duct Type Exhaust Fan 風喉式抽氣扇	Gelec 通用電器	DPT10-24H	✓	✓	✓	✓	✓	✓	✓	✓	✓	✓	✓	✓	✓	✓	✓	✓	✓	✓
Utility Room 工作間	FSV VRF System (Indoor Unit) FSV 智能式中央冷氣系統 (室內機)	Panasonic 樂聲牌	S-28MK2E5A	✓	✓	✓	✓	✓	✓	✓	✓	✓	✓	✓	✓	✓	✓	✓	✓	✓	✓
	Freestanding Washer & Dryer 2 in 1 獨立式 2 合 1 洗衣乾衣機	Siemens 西門子	WD14D361HK	✓	✓	✓	✓	✓	✓	✓	✓	✓	✓	✓	✓	✓	✓	✓	✓	✓	✓
Lavatory 洗手間	Duct Type Exhaust Fan 風喉式抽氣扇	Gelec 通用電器	DPT10-24H	✓	✓	✓	✓	✓	✓	✓	✓	✓	✓	✓	✓	✓	✓	✓	✓	✓	✓
Air-conditioning Plant Room 空調機房	FSV VRF System (Outdoor Unit) FSV 智能式中央冷氣系統 (室外機)	Panasonic 樂聲牌	U-8ME2H7	-	-	✓	✓	-	-	-	-	✓	✓	-	-	-	✓	✓	✓	-	-
Uncovered Air-conditioning Plant Area 無上蓋空調機 空間	FSV VRF System (Outdoor Unit) FSV 智能式中央冷氣系統 (室外機)	Panasonic 樂聲牌	U-8ME2H7	✓	✓	-	-	✓	✓	✓	✓	-	-	✓	✓	✓	-	-	-	✓	✓

The Vendor undertakes that if appliances of the specified brand name or model number are not installed in the Development, appliances of comparable quality will be installed.

賣方承諾如項目中沒有安裝指明的品牌名稱或產品型號的設備，便會安裝品質相若的設備。

Notes:

1. The symbol “-” as shown in the above table denotes “Not provided” or “Not applicable”.
2. “✓” as shown in the table above denotes “Provided” or “Installed”.

備註：

1. 上表「-」代表「不提供」或「不適用」。
2. 上表「✓」表示此設備於該住宅單位內「提供」或「安裝」。

FITTINGS, FINISHES AND APPLIANCES

裝置、裝修物料及設備

Appliances Schedule
設備說明表

Location 位置	Appliance 設備	Brand 品牌	Tower 座	Tower 10 第 10 座													
			Floor 樓層	G/F 地下				1/F - 3/F & 5/F - 12/F 1 樓至 3 樓及 5 樓至 12 樓						15/F 15 樓			
			Unit 單位 Model No. 型號	A	B	C	D	A	B	C	D	E	F	A	B	C	D
Living Room & Dining Room 客廳及飯廳	Multi-split-type Air-Conditioner (Indoor Unit) 多聯分體式空調機 (室內機)	Panasonic 樂聲牌	CS-ME21RKD	✓	✓	✓	✓	✓	-	-	-	-	✓	✓	✓	✓	
			CS-E24RKDW	-	-	-	-	✓	-	-	-	-	✓	✓	-	-	✓
	Split-type Air-Conditioner (Indoor Unit) 分體式空調機 (室內機)	Panasonic 樂聲牌	CS-E28RKDS	-	✓	✓	-	-	✓	✓	✓	✓	-	-	-	-	
	Built-in Refrigerator 嵌入式雪櫃	Gorenje	NRKI4182E1	-	-	-	-	-	✓	-	-	✓	-	-	-	-	
Master Bedroom 主人睡房	Multi-split-type Air-Conditioner (Indoor Unit) 多聯分體式空調機 (室內機)	Panasonic 樂聲牌	CS-E15RKDW	✓	-	-	✓	-	-	✓	✓	-	-	-	-	-	
			CS-E18RKDW	-	-	-	-	✓	-	-	-	-	✓	✓	-	-	✓
			CS-ME21RKD	-	✓	✓	-	-	-	-	-	-	-	-	-	-	-
	Split-type Air-Conditioner (Indoor Unit) 分體式空調機 (室內機)	Panasonic 樂聲牌	CS-YE18UKA1	-	-	-	-	-	-	-	-	-	-	-	✓	✓	-
Bedroom 1 睡房 1	Multi-split-type Air-Conditioner (Indoor Unit) 多聯分體式空調機 (室內機)	Panasonic 樂聲牌	CS-E9RKDW	✓	✓	✓	✓	✓	-	✓	✓	-	✓	✓	-	-	✓
			CS-E15RKDW	-	-	-	-	-	-	-	-	-	-	-	✓	✓	-
Bedroom 2 睡房 2	Multi-split-type Air-Conditioner (Indoor Unit) 多聯分體式空調機 (室內機)	Panasonic 樂聲牌	CS-E9RKDW	✓	-	-	✓	✓	-	-	-	-	✓	✓	✓	✓	✓
			CS-E15RKDW	-	✓	✓	-	-	-	-	-	-	-	-	-	-	-
Store Room 儲物室	Multi-split-type Air-Conditioner (Indoor Unit) 多聯分體式空調機 (室內機)	Panasonic 樂聲牌	CS-E9RKDW	-	-	-	-	-	-	✓	✓	-	-	-	-	-	

The Vendor undertakes that if appliances of the specified brand name or model number are not installed in the Development, appliances of comparable quality will be installed.

賣方承諾如項目中沒有安裝指明的品牌名稱或產品型號的設備，便會安裝品質相若的設備。

Notes:

1. The symbol “-” as shown in the above table denotes “Not provided” or “Not applicable”.
2. “✓” as shown in the table above denotes “Provided” or “Installed”.

備註：

1. 上表「-」代表「不提供」或「不適用」。
2. 上表「✓」表示此設備於該住宅單位內「提供」或「安裝」。

FITTINGS, FINISHES AND APPLIANCES

裝置、裝修物料及設備

Appliances Schedule
設備說明表

Location 位置	Appliance 設備	Brand 品牌	Tower 座	Tower 10 第 10 座														
			Floor 樓層	G/F 地下				1/F - 3/F & 5/F - 12/F 1 樓至 3 樓及 5 樓至 12 樓						15/F 15 樓				
			Unit 單位 Model No. 型號	A	B	C	D	A	B	C	D	E	F	A	B	C	D	
Kitchen / Open Kitchen 廚房及 開放式廚房	Built-in Refrigerator 嵌入式雪櫃	Gorenje	NRKI4182E1	✓	✓	✓	✓	✓	-	✓	✓	-	✓	✓	✓	✓		
	Cooker Hood 抽油煙機	Siemens 西門子	LC91BUR50B	✓	✓	✓	✓	✓	-	-	-	-	✓	✓	✓	✓		
	Telescopic Hood 拉趟式抽油煙機	Siemens 西門子	LI67SA530B	-	-	-	-	-	✓	✓	✓	✓	-	-	-	-		
	Domino Town Gas Wok Burner 單頭煤氣煮食爐	Siemens 西門子	ER3B6AB70X	✓	-	-	✓	✓	-	-	-	-	✓	✓	-	-	✓	
	Domino Town Gas Double Burner 雙頭煤氣煮食爐	Siemens 西門子	ER3B6BB70X	✓	-	-	✓	✓	-	-	-	-	✓	✓	-	-	✓	
	Induction Hob 電磁爐	Siemens 西門子	EX675LYC1E	-	✓	✓	-	-	-	-	-	-	-	-	-	✓	✓	-
		Siemens 西門子	EH375FBB1E	-	-	-	-	-	✓	✓	✓	✓	-	-	-	-	-	
	Built-in Oven with Microwave 嵌入式微波焗爐	Siemens 西門子	CM656GBS1B	✓	✓	✓	✓	✓	-	-	-	-	✓	✓	✓	✓	✓	
	Built-in Steam Oven 嵌入式蒸爐	Siemens 西門子	CD634GBS1	✓	✓	✓	✓	✓	-	-	-	-	✓	✓	✓	✓	✓	
	Built-in Combination Steam Oven 嵌入式蒸焗爐	Siemens 西門子	CS656GBS2	-	-	-	-	-	✓	✓	✓	✓	-	-	-	-	-	
	Built-in Washer & Dryer 2 in1 嵌入式 2 合 1 洗衣乾衣機	Siemens 西門子	WK14D321HK	✓	✓	✓	✓	✓	✓	✓	✓	✓	✓	✓	✓	✓	✓	
Electric Water Heater 電熱水爐	Stiebel Eltron 斯寶亞創	DHM6	-	✓	✓	-	-	✓	✓	✓	✓	-	-	✓	✓	-		
Duct Type Exhaust Fan 風喉式抽氣扇	Gelec 通用電器	DPT10-24H	✓	-	-	✓	✓	-	-	-	-	✓	✓	-	-	✓		
Utility Room 工作間	Multi-split-type Air-Conditioner (Indoor Unit) 多聯分體式空調機 (室內機)	Panasonic 樂聲牌	CS-E9RKDW	-	-	-	-	✓	-	-	-	-	✓	✓	-	-	✓	

The Vendor undertakes that if appliances of the specified brand name or model number are not installed in the Development, appliances of comparable quality will be installed.

賣方承諾如項目中沒有安裝指明的品牌名稱或產品型號的設備，便會安裝品質相若的設備。

Notes:

- The symbol “-” as shown in the above table denotes “Not provided” or “Not applicable”.
- “✓” as shown in the table above denotes “Provided” or “Installed”.

備註：

- 上表「-」代表「不提供」或「不適用」。
- 上表「✓」表示此設備於該住宅單位內「提供」或「安裝」。

FITTINGS, FINISHES AND APPLIANCES

裝置、裝修物料及設備

Appliances Schedule
設備說明表

Location 位置	Appliance 設備	Brand 品牌	Tower 座	Tower 10 第 10 座														
			Floor 樓層	G/F 地下				1/F - 3/F & 5/F - 12/F 1 樓至 3 樓及 5 樓至 12 樓						15/F 15 樓				
			Unit 單位 Model No. 型號	A	B	C	D	A	B	C	D	E	F	A	B	C	D	
Master Bathroom 主人浴室	Electric Water Heater 電熱水爐	Stiebel Eltron 斯寶亞創	DHB-E18 SLi	-	✓	✓	-	-	-	-	-	-	-	-	-	✓	✓	-
	Gas Water Heater 煤氣熱水爐	TGC	TSTW160TFQL	✓	-	-	✓	✓	-	-	-	-	✓	✓	-	-	-	✓
	Thermo Ventilator 浴室換氣暖風機	Mitsubishi Electric 三菱電機	V-251BZ-HK	-	✓	✓	-	-	-	-	-	-	-	-	✓	✓	-	
	Duct Type Exhaust Fan 風喉式抽氣扇	Gelec 通用電器	DPT10-24H	✓	✓	✓	✓	✓	-	-	-	-	✓	✓	✓	✓	✓	✓
Bathroom 浴室	Electric Water Heater 電熱水爐	Stiebel Eltron 斯寶亞創	DHB-E18 SLi	-	✓	✓	-	-	✓	✓	✓	✓	-	-	✓	✓	-	
	Gas Water Heater 煤氣熱水爐	TGC	TSTW160TFQL	✓	-	-	✓	✓	-	-	-	-	✓	✓	-	-	-	✓
	Thermo Ventilator 浴室換氣暖風機	Mitsubishi Electric 三菱電機	V-251BZ-HK	-	✓	✓	-	-	✓	✓	✓	✓	-	-	✓	✓	-	
	Duct Type Exhaust Fan 風喉式抽氣扇	Gelec 通用電器	DPT10-24H	✓	✓	✓	✓	✓	✓	✓	✓	✓	✓	✓	✓	✓	✓	✓
Lavatory 洗手間	Window Type Exhaust Fan 窗口式抽氣扇	KDK	15WHC08	-	-	-	-	✓	-	-	-	-	✓	✓	-	-	✓	
Air- conditioning Platform 空調機平台	Split-type Air-Conditioner (Outdoor Unit) 分體式空調機 (室外機)	Panasonic 樂聲牌	CU-E28RKD	-	✓	✓	-	-	✓	✓	✓	✓	-	-	-	-	-	
	Split-type Air-Conditioner (Outdoor Unit) 分體式空調機 (室外機)	Panasonic 樂聲牌	CU-YE18UKA1	-	-	-	-	-	-	-	-	-	-	-	✓	✓	-	
	Multi-split-type Air-Conditioner (Outdoor Unit) 多聯分體式空調機 (室外機)	Panasonic 樂聲牌	CU-5E34PBD	✓	✓	✓	✓	✓	-	✓	✓	-	✓	✓	✓	✓	✓	

The Vendor undertakes that if appliances of the specified brand name or model number are not installed in the Development, appliances of comparable quality will be installed.

賣方承諾如項目中沒有安裝指明的品牌名稱或產品型號的設備，便會安裝品質相若的設備。

Notes:

1. The symbol “-” as shown in the above table denotes “Not provided” or “Not applicable”.
2. “✓” as shown in the table above denotes “Provided” or “Installed”.

備註：

1. 上表「-」代表「不提供」或「不適用」。
2. 上表「✓」表示此設備於該住宅單位內「提供」或「安裝」。

FITTINGS, FINISHES AND APPLIANCES

裝置、裝修物料及設備

Appliances Schedule
設備說明表

Location 位置	Appliance 設置	Brand 品牌	Model No. 型號	Houses 獨立屋				
				House 1 洋房 1 號	House 2, 8, 18, 27,28 洋房2號、8號、 18號、27號、28號	House 5 洋房5 號	House 9, 19, 33 洋房9號、19號、33號	House 3, 6 - 7, 10 - 12, 15 - 17, 20 -23, 25 - 26, 29 - 32 洋房3號、6至7號、 10至12號、15至17號、 20至23號、25至26號、 29至32號
Foyer 前廳	FSV VRF System (Indoor Unit) FSV智能式中央冷氣系統 (室內機)	Panasonic 樂聲牌	S-56MF2E5A	✓	-	-	-	-
Living Room & Dining Room 客廳及飯廳	FSV VRF System (Indoor Unit) FSV智能式中央冷氣系統 (室內機)	Panasonic 樂聲牌	S-56MF2E5A	-	✓	-	✓	-
	FSV VRF System (Indoor Unit) FSV智能式中央冷氣系統 (室內機)	Panasonic 樂聲牌	S-73MF2E5A	✓	✓	✓	✓	✓
	Television 電視機	Samsung 三星	QA75Q9FNAJXZK	-	-	✓	-	-
	FSV VRF System (Indoor Unit) FSV智能式中央冷氣系統 (室內機)	Panasonic 樂聲牌	S-90MF2E5A	-	✓	-	✓	-
	Built-in Fridge 嵌入式冰櫃	Miele	K 31222 Ui	-	-	✓	✓	✓
		Sub-Zero	ICBID-24RO	✓	-	-	-	-
	Warming Drawer 保溫櫃	Miele	ESW 7010	✓	-	-	-	-
			ESW 6214	-	-	✓	✓	✓
	Built-in Wine Conditioning Unit 嵌入式酒櫃	Miele	KWT 6321 UG	-	-	✓	✓	✓
		Sub-Zero	ICBIW-24	✓	-	-	-	-
Coffee Machine 咖啡機	Miele	CVA 6401	-	-	✓	✓	✓	
		CVA 7840	✓	-	-	-	-	
Family Room 家庭廳	Television 電視機	Sony 索尼	KD-55A9F	-	-	✓	-	-
	FSV VRF System (Indoor Unit) FSV智能式中央冷氣系統 (室內機)	Panasonic 樂聲牌	S-56MK2E5A	-	✓	✓	✓	-
	FSV VRF System (Indoor Unit) FSV 智能式中央冷氣系統 (室內機)	Panasonic 樂聲牌	S-56MF2E5A	✓	-	-	-	-
	FSV VRF System (Indoor Unit) FSV 智能式中央冷氣系統 (室內機)	Panasonic 樂聲牌	S-36MF2E5A	✓	-	-	-	-

Notes:

1. The symbol “-” as shown in the above table denotes “Not provided” or “Not applicable”.
2. “✓” as shown in the table above denotes “Provided” or “Installed”.

備註：

1. 上表「-」代表「不提供」或「不適用」。
2. 上表「✓」表示此設備於該住宅單位內「提供」或「安裝」。

FITTINGS, FINISHES AND APPLIANCES

裝置、裝修物料及設備

Appliances Schedule
設備說明表

Location 位置	Appliance 設置	Brand 品牌	Model No. 型號	Houses 獨立屋				
				House 1 洋房 1 號	House 2, 8, 18, 27,28 洋房2號、8號、 18號、27號、28號	House 5 洋房5 號	House 9, 19, 33 洋房9號、19號、33號	House 3, 6 - 7, 10 - 12, 15 - 17, 20 -23, 25 - 26, 29 - 32 洋房3號、6至7號、 10至12號、15至17號、 20至23號、25至26號、 29至32號
Master Bedroom 主人睡房	FSV VRF System (Indoor Unit) FSV智能式中央冷氣系統 (室內機)	Panasonic 樂聲牌	S-28MF2E5A	-	✓	-	-	-
	FSV VRF System (Indoor Unit) FSV智能式中央冷氣系統 (室內機)	Panasonic 樂聲牌	S-36MF2E5A	-	✓	-	✓	-
	FSV VRF System (Indoor Unit) FSV智能式中央冷氣系統 (室內機)	Panasonic 樂聲牌	S-56MF2E5A	✓	✓	✓	✓	✓
Bedroom 1 睡房1	FSV VRF System (Indoor Unit) FSV智能式中央冷氣系統 (室內機)	Panasonic 樂聲牌	S-36MK2E5A	-	✓	-	-	-
	FSV VRF System (Indoor Unit) FSV智能式中央冷氣系統 (室內機)	Panasonic 樂聲牌	S-56MK2E5A	✓	✓	✓	✓	✓
Bedroom 2 睡房2	FSV VRF System (Indoor Unit) FSV智能式中央冷氣系統 (室內機)	Panasonic 樂聲牌	S-56MK2E5A	✓	✓	✓	✓	✓
Bedroom 3 睡房3	FSV VRF System (Indoor Unit) FSV智能式中央冷氣系統 (室內機)	Panasonic 樂聲牌	S-56MK2E5A	✓	✓	-	✓	✓
Bedroom 4 睡房4	FSV VRF System (Indoor Unit) FSV智能式中央冷氣系統 (室內機)	Panasonic 樂聲牌	S-56MK2E5A	✓	-	-	-	-
Bedroom 5 睡房5	FSV VRF System (Indoor Unit) FSV智能式中央冷氣系統 (室內機)	Panasonic 樂聲牌	S-56MK2E5A	✓	-	-	-	-
Study Room 書房	FSV VRF System (Indoor Unit) FSV智能式中央冷氣系統 (室內機)	Panasonic 樂聲牌	S-56MK2E5A	✓	-	-	-	-

Notes:

1. The symbol “-” as shown in the above table denotes “Not provided” or “Not applicable”.
2. “✓” as shown in the table above denotes “Provided” or “Installed”.

備註：

1. 上表「-」代表「不提供」或「不適用」。
2. 上表「✓」表示此設備於該住宅單位內「提供」或「安裝」。

FITTINGS, FINISHES AND APPLIANCES

裝置、裝修物料及設備

Appliances Schedule
設備說明表

Location 位置	Appliance 設置	Brand 品牌	Model No. 型號	Houses 獨立屋				
				House 1 洋房 1 號	House 2, 8, 18, 27,28 洋房2號、8號、 18號、27號、28號	House 5 洋房5 號	House 9, 19, 33 洋房9號、19號、33號	House 3, 6 - 7, 10 - 12, 15 - 17, 20 -23, 25 - 26, 29 - 32 洋房3號、6至7號、 10至12號、15至17號、 20至23號、25至26號、 29至32號
Master Bathroom 主人浴室	FSV VRF System (Indoor Unit) FSV智能式中央冷氣系統 (室內機)	Panasonic 樂聲牌	S-28MF2E5A	-	-	✓	✓	✓
	FSV VRF System (Indoor Unit) FSV智能式中央冷氣系統 (室內機)	Panasonic 樂聲牌	S-36MF2E5A	-	✓	-	-	-
			S-56MF2E5A	✓	-	-	-	-
	Duct Type Exhaust Fan 風喉式抽氣扇	Gelec 通用電器	DPT15-45H	-	-	✓	✓	✓
Duct Type Exhaust Fan 風喉式抽氣扇	Gelec 通用電器	DPT20-55H	✓	✓	-	-	-	
Bathroom 1 浴室1	Gas Water Heater 煤氣熱水爐	TGC	TSTW220TFQL	✓	-	-	-	-
	Thermo Ventilator 浴室換氣暖風機	Mitsubishi Electric 三菱電機	V-251BZ-HK	-	✓	✓	-	✓
	Duct Type Exhaust Fan 風喉式抽氣扇	Gelec 通用電器	DPT10-24H	✓	✓	✓	✓	✓
Bathroom 2 浴室2	Electric Water Heater 電熱水爐	Stiebel Eltron 斯寶亞創	DHB-E18 SLi	✓	-	-	-	-
	Thermo Ventilator 浴室換氣暖風機	Mitsubishi Electric 三菱電機	V-251BZ-HK	-	✓	✓	✓	✓
	Duct Type Exhaust Fan 風喉式抽氣扇	Gelec 通用電器	DPT10-24H	✓	✓	✓	✓	✓
Bathroom 3 浴室3	Thermo Ventilator 浴室換氣暖風機	Mitsubishi Electric 三菱電機	V-251BZ-HK	✓	-	-	-	-
	Duct Type Exhaust Fan 風喉式抽氣扇	Gelec 通用電器	DPT10-24H	✓	✓	-	-	-
Bathroom 4 浴室4	Electric Water Heater 電熱水爐	Stiebel Eltron 斯寶亞創	DHB-E18 SLi	✓	-	-	-	-
	Thermo Ventilator 浴室換氣暖風機	Mitsubishi Electric 三菱電機	V-251BZ-HK	✓	-	-	-	-
	Duct Type Exhaust Fan 風喉式抽氣扇	Gelec 通用電器	DPT10-24H	✓	-	-	-	-
Bathroom 5 浴室5	Duct Type Exhaust Fan 風喉式抽氣扇	Gelec 通用電器	DPT10-24H	✓	-	-	-	-

Notes:

1. The symbol “-” as shown in the above table denotes “Not provided” or “Not applicable”.
2. “✓” as shown in the table above denotes “Provided” or “Installed”.

備註：

1. 上表「-」代表「不提供」或「不適用」。
2. 上表「✓」表示此設備於該住宅單位內「提供」或「安裝」。

FITTINGS, FINISHES AND APPLIANCES

裝置、裝修物料及設備

Appliances Schedule
設備說明表

Location 位置	Appliance 設置	Brand 品牌	Model No. 型號	Houses 獨立屋					
				House 1 洋房 1 號	House 2, 8, 18, 27,28 洋房2號、8號、 18號、27號、28號	House 5 洋房 5 號	House 9, 19 洋房9號、19號	House 3, 6 - 7, 10 - 12, 15 - 17, 20 -23, 25 - 26, 29 - 32 洋房3號、6至7號、 10至12號、15至17號、 20至23號、25至26號、 29至32號	House 33 洋房33號
Kitchen 廚房	Built-in Refrigerator 嵌入式雪櫃	Miele	KS 28463 D ed/cs	-	✓	-	-	-	-
			FNS 28463 E ed/cs	-	✓	-	-	-	-
			KFNS 37232 iD	-	-	✓	✓	✓	-
			KFNS 7734 D	-	-	-	-	-	✓
	Cooker Hood 抽油煙機	Sub-Zero	ICBBI-48S/S/TH	✓	-	-	-	-	-
		Wolf	ICBPW362418/S	✓	-	-	-	-	-
	Town Gas 3-Burner Range (with Chinese Wok Burner) 3頭氣體煮食爐(連中式炒鑊用爐頭)	Miele	DA 4228 W “Puristic Plus”	-	✓	✓	✓	✓	✓
		Wolf	ICBSRT362W	✓	-	-	-	-	-
	Town Gas Hob (Wok Burner) 煤氣煮食爐 (炒鑊用)	Miele	CS 1018 G	-	✓	✓	✓	✓	✓
	Town Gas Hob (Double Burners) 煤氣煮食爐 (雙爐頭)	Miele	CS 1013-1	-	✓	✓	✓	✓	✓
	Built-in Oven 嵌入式焗爐	Miele	H 6461 B	-	✓	✓	✓	✓	✓
			H 7890 BP	✓	-	-	-	-	-
	Built-in Steam Oven with Microwave 嵌入式微波蒸爐	Miele	DGM 6401	-	✓	✓	✓	✓	✓
		Miele	DGM 7840	✓	-	-	-	-	-
	Built-in Wine Conditioning Unit 嵌入式酒櫃	Miele	KWT 6321 UG	-	✓	-	-	-	-
	BBQ Grill 燒烤爐	Miele	CS 1312 BG	-	✓	✓	✓	✓	✓
Vacuum Drawer 真空處理櫃	Miele	EVS 7010	✓	-	-	-	-	-	
		EVS 6214	-	✓	✓	✓	✓	✓	
Coffee Machine 咖啡機	Miele	CVA 6401	-	✓	-	-	-	-	

Notes:

1. The symbol “-” as shown in the above table denotes “Not provided” or “Not applicable”.
2. “✓” as shown in the table above denotes “Provided” or “Installed”.

備註:

1. 上表「-」代表「不提供」或「不適用」。
2. 上表「✓」表示此設備於該住宅單位內「提供」或「安裝」。

FITTINGS, FINISHES AND APPLIANCES

裝置、裝修物料及設備

Appliances Schedule
設備說明表

Location 位置	Appliance 設置	Brand 品牌	Model No. 型號	Houses 獨立屋					
				House 1 洋房 1 號	House 2, 8, 18, 27,28 洋房2號、8號、 18號、27號、28號	House 5 洋房5 號	House 9, 19 洋房9號、19號	House 3, 6 - 7, 10 - 12, 15 - 17, 20 -23, 25 - 26, 29 - 32 洋房3號、6至7號、 10至12號、15至17號、 20至23號、25至26號、 29至32號	House 33 洋房33號
Kitchen 廚房	Warming Drawer 保溫櫃	Miele	ESW 6214	-	✓	-	-	-	-
	Gas Water Heater 煤氣熱水爐	TGC	TSTW220TF2L	✓	-	-	-	-	-
	Duct Type Exhaust Fan 風喉式抽氣扇	Gelec 通用電器	DPT10-24H	✓	✓	✓	✓	✓	✓
	FSV VRF System (Indoor Unit) FSV智能式中央冷氣系統(室內機)	Panasonic 樂聲牌	S-36MF2E5A	✓	✓	✓	✓	✓	✓
Utility Room 工作間	FSV VRF System (Indoor Unit) FSV 智能式中央冷氣系統(室內機)	Panasonic 樂聲牌	S-28MK2E5A	-	✓	-	-	-	-
			S-28MF2E5A	✓	-	-	-	-	-
	Freestanding Washer & Dryer 2 in1 獨立式2合1洗衣乾衣機	Miele	WTH 120 WPM	-	✓	-	-	-	-
	Freestanding Washer 獨立式洗衣機	Miele	WDD 020	✓	-	-	-	-	-
	Freestanding Dryer 獨立式乾衣機	Miele	TDD 120WP	✓	-	-	-	-	-
Maid Room 工人房	Freestanding Washer & Dryer 2 in1 獨立式2合1洗衣乾衣機	Miele	WTH 120 WPM	-	-	✓	✓	✓	-
			WTR 861 WPM	-	-	-	-	-	✓
	FSV VRF System (Indoor Unit) FSV 智能式中央冷氣系統(室內機)	Panasonic 樂聲牌	S-28MK2E5A	-	✓	✓	✓	✓	✓
	Split-type Air-conditioner (Indoor Unit) 分體式空調機(室內機)		CS-YE9UKA1	✓	-	-	-	-	-
	Duct Type Exhaust Fan 風喉式抽氣扇		Gelec 通用電器	DPT10-24H	-	-	✓	✓	✓
Powder Room 化妝間	Duct Type Exhaust Fan 風喉式抽氣扇	Gelec 通用電器	DPT10-24H	✓	✓	✓	✓	✓	✓
	Electric Water Heater 電熱水爐	Stiebel Eltron 斯寶亞創	DHM6	✓	-	-	-	-	-
Lavatory 1 洗手間1	Duct Type Exhaust Fan 風喉式抽氣扇	Gelec 通用電器	DPT10-24H	✓	✓	-	-	-	-

Notes:

1. The symbol “-” as shown in the above table denotes “Not provided” or “Not applicable”.
2. “✓” as shown in the table above denotes “Provided” or “Installed”.

備註:

1. 上表「-」代表「不提供」或「不適用」。
2. 上表「✓」表示此設備於該住宅單位內「提供」或「安裝」。

FITTINGS, FINISHES AND APPLIANCES

裝置、裝修物料及設備

Appliances Schedule
設備說明表

Location 位置	Appliance 設置	Brand 品牌	Model No. 型號	Houses 獨立屋				
				House 1 洋房 1 號	House 2, 8, 18, 27,28 洋房2號、8號、 18號、27號、28號	House 5 洋房5 號	House 9, 19, 33 洋房9號、19號、33號	House 3, 6 - 7, 10 - 12, 15 - 17, 20 -23, 25 - 26, 29 - 32 洋房3號、6至7號、 10至12號、15至17號、 20至23號、25至26號、 29至32號
Uncovered Air-conditioning Plant Area 無上蓋空調機空間	FSV VRF System (Outdoor Unit) FSV智能式中央冷氣系統(室外機)	Panasonic 樂聲牌	U-16ME2H7	-	✓	-	-	-
	FSV VRF System (Outdoor Unit) FSV智能式中央冷氣系統(室外機)	Panasonic 樂聲牌	U-10ME2H7	-	-	✓	-	✓
	FSV VRF System (Outdoor Unit) FSV智能式中央冷氣系統(室外機)	Panasonic 樂聲牌	U-12ME2H7	-	-	✓	✓	✓
	Gas Water Heater 煤氣熱水爐	TGC	TSTW160TFQL	-	✓	✓	✓	✓
			TSTW220TFQL	-	✓	✓	✓	✓
	FSV VRF System (Outdoor Unit) FSV智能式中央冷氣系統(室外機)	Panasonic 樂聲牌	U-14ME2H7	✓	-	-	-	-
			U-20ME2H7	✓	-	-	-	-
Split-type Air-conditioner (Outdoor Unit) 分體式空調機(室外機)	Panasonic 樂聲牌	CU-YE9UKA1	✓	-	-	-	-	
Staircase on 2/F 2樓樓梯	FSV VRF System (Indoor Unit) FSV智能式中央冷氣系統(室內機)	Panasonic 樂聲牌	S-28MK2E5A	-	✓	✓	✓	✓
Fire Service Pump Plant Room 消防泵房	Wall Mount Type Exhaust Fan 掛牆式抽氣扇	Gelec 通用電器	Axis Q300 4E	✓	-	-	-	-

Notes:

1. The symbol “-” as shown in the above table denotes “Not provided” or “Not applicable”.
2. “✓” as shown in the table above denotes “Provided” or “Installed”.

備註：

1. 上表「-」代表「不提供」或「不適用」。
2. 上表「✓」表示此設備於該住宅單位內「提供」或「安裝」。

FITTINGS, FINISHES AND APPLIANCES

裝置、裝修物料及設備

Schedule of Mechanical and Electrical Provisions
機電裝置數量說明表

Location 位置	Description 描述	Tower 1 第1座								Tower 2 第2座								Tower 3 第3座							
		G/F 地下		1/F 1樓		2/F -3/F & 5/F - 12/F 2樓至3樓及 5樓至12樓		15/F 15樓		G/F 地下		1/F 1樓		2/F -3/F & 5/F - 12/F 2樓至3樓及 5樓至12樓		15/F 15樓		G/F 地下		1/F 1樓		2/F -3/F & 5/F - 12/F 2樓至3樓及 5樓至12樓		15/F 15樓	
		A	B	A	B	A	B	A	B	A	B	A	B	A	B	A	B	A	B	A	B	A	B	A	B
Garden Gate Entrance 花園閘門入口	Visitor Panel 訪客對講機	1	1	-	-	-	-	-	-	1	1	-	-	-	-	-	-	1	1	-	-	-	-	-	-
Entrance Foyer 門廳	Lighting Point 燈位	1	1	-	-	-	-	-	-	1	1	-	-	-	-	-	-	1	1	-	-	-	-	-	-
	Lighting Switch 燈掣	2	2	-	-	-	-	-	-	2	2	-	-	-	-	-	-	2	2	-	-	-	-	-	-
	Door Bell Push Button 門鐘按鈕	1	1	-	-	-	-	-	-	1	1	-	-	-	-	-	-	1	1	-	-	-	-	-	-
Private Lift Lobby 私人升降機大堂	Lighting Point 燈位	-	-	3	3	3	3	3	3	-	-	3	3	3	3	3	3	-	-	3	3	3	3	3	3
	13A Single Socket Outlet 13A單位電插座	-	-	1	1	1	1	1	1	-	-	1	1	1	1	1	1	-	-	1	1	1	1	1	1
	Lift Call Button 升降機按鈕	-	-	1	1	1	1	1	1	-	-	1	1	1	1	1	1	-	-	1	1	1	1	1	1
	Door Bell Push Button 門鐘按鈕	-	-	1	1	1	1	1	1	-	-	1	1	1	1	1	1	-	-	1	1	1	1	1	1
Living Room & Dining Room 客廳及飯廳	Lighting Point 燈位	3	3	3	3	3	3	3	3	3	3	3	3	3	3	3	3	3	3	3	3	3	3	3	3
	Lighting Switch 燈掣	5	5	5	5	5	5	6	6	5	5	5	5	5	5	6	6	5	5	5	5	5	5	6	6
	TV / FM Outlet 電視 / 電台插座	2	2	2	2	2	2	2	2	2	2	2	2	2	2	2	2	2	2	2	2	2	2	2	2
	Telephone Outlet 電話插座	1	1	1	1	1	1	1	1	1	1	1	1	1	1	1	1	1	1	1	1	1	1	1	1
	Switch for Gas Water Heater 煤氣熱水爐開關掣	1	1	1	1	1	1	1	1	1	1	1	1	1	1	1	1	1	1	1	1	1	1	1	1
	Switch for Exhaust Fan 抽氣扇開關掣	2	2	2	2	2	2	2	2	2	2	2	2	2	2	2	2	2	2	2	2	2	2	2	2
	Switched Fused Spur Unit for Indoor Air-conditioning Unit 室內空調機開關掣連接線位	2	2	2	2	2	2	2	2	2	2	2	2	2	2	2	2	2	2	2	2	2	2	2	2
	13A Single Socket Outlet 13A單位電插座	3	3	3	3	3	3	3	3	3	3	3	3	3	3	3	3	3	3	3	3	3	3	3	3
13A Twin Socket Outlet 13A雙位電插座	2	2	2	2	2	2	2	2	2	2	2	2	2	2	2	2	2	2	2	2	2	2	2	2	

Notes:

- "1, 2," as shown in the above table denotes the quantity of such provision(s) provided in the residential unit.
- The symbol "-" as shown in the above table denotes "Not provided" or "Not applicable".
- The quantity of the lighting switch shown in the schedule denotes the quantity of switch faceplate.
- Houses 4, 13, 14 and 24 are omitted.

備註:

- 上表「1, 2,
- 上表「-」代表「不提供」或「不適用」。
- 說明表所顯示的燈掣數量是表示燈掣面板的數量。
- 不設洋房4號、13號、14號及24號。

FITTINGS, FINISHES AND APPLIANCES

裝置、裝修物料及設備

Schedule of Mechanical and Electrical Provisions
機電裝置數量說明表

Location 位置	Description 描述	Tower 1 第1座								Tower 2 第2座								Tower 3 第3座									
		G/F 地下		1/F 1樓		2/F -3/F & 5/F - 12/F 2樓至3樓及 5樓至12樓		15/F 15樓		G/F 地下		1/F 1樓		2/F -3/F & 5/F - 12/F 2樓至3樓及 5樓至12樓		15/F 15樓		G/F 地下		1/F 1樓		2/F -3/F & 5/F - 12/F 2樓至3樓及 5樓至12樓		15/F 15樓			
		A	B	A	B	A	B	A	B	A	B	A	B	A	B	A	B	A	B	A	B	A	B	A	B	A	B
Master Bedroom 主人睡房	Lighting Point 燈位	1	1	1	1	1	1	1	1	1	1	1	1	1	1	1	1	1	1	1	1	1	1	1	1	1	
	Lighting Switch 燈掣	3	3	3	3	3	3	3	3	3	3	3	3	3	3	3	3	3	3	3	3	3	3	3	3	3	3
	TV / FM Outlet 電視 / 電台插座	1	1	1	1	1	1	1	1	1	1	1	1	1	1	1	1	1	1	1	1	1	1	1	1	1	1
	Telephone Outlet 電話插座	1	1	1	1	1	1	1	1	1	1	1	1	1	1	1	1	1	1	1	1	1	1	1	1	1	1
	Switch for Gas Water Heater 煤氣熱水爐開關掣	1	1	1	1	1	1	1	1	1	1	1	1	1	1	1	1	1	1	1	1	1	1	1	1	1	1
	Switch for Exhaust Fan 抽氣扇開關掣	1	1	1	1	1	1	1	1	1	1	1	1	1	1	1	1	1	1	1	1	1	1	1	1	1	1
	Switched Fused Spur Unit for Indoor Air-conditioning Unit 室內空調機開關掣連接線位	1	1	1	1	1	1	1	1	1	1	1	1	1	1	1	1	1	1	1	1	1	1	1	1	1	1
	13A Single Socket Outlet 13A單位電插座	2	2	2	2	2	2	2	2	2	2	2	2	2	2	2	2	2	2	2	2	2	2	2	2	2	2
13A Twin Socket Outlet 13A雙位電插座	1	1	1	1	1	1	1	1	1	1	1	1	1	1	1	1	1	1	1	1	1	1	1	1	1	1	
Bedroom 1 睡房1	Lighting Point 燈位	1	1	1	1	1	1	1	1	1	1	1	1	1	1	1	1	1	1	1	1	1	1	1	1	1	1
	Lighting Switch 燈掣	1	1	1	1	1	1	1	1	1	1	1	1	1	1	1	1	1	1	1	1	1	1	1	1	1	1
	TV / FM Outlet 電視 / 電台插座	1	1	1	1	1	1	1	1	1	1	1	1	1	1	1	1	1	1	1	1	1	1	1	1	1	1
	Switched Fused Spur Unit for Indoor Air-conditioning Unit 室內空調機開關掣連接線位	1	1	1	1	1	1	1	1	1	1	1	1	1	1	1	1	1	1	1	1	1	1	1	1	1	1
	13A Twin Socket Outlet 13A雙位電插座	2	2	2	2	2	2	2	2	2	2	2	2	2	2	2	2	2	2	2	2	2	2	2	2	2	2
Bedroom 2 睡房2	Lighting Point 燈位	1	1	1	1	1	1	1	1	1	1	1	1	1	1	1	1	1	1	1	1	1	1	1	1	1	1
	Lighting Switch 燈掣	1	1	1	1	1	1	1	1	1	1	1	1	1	1	1	1	1	1	1	1	1	1	1	1	1	1
	TV / FM Outlet 電視 / 電台插座	1	1	1	1	1	1	1	1	1	1	1	1	1	1	1	1	1	1	1	1	1	1	1	1	1	1
	Switched Fused Spur Unit for Indoor Air-conditioning Unit 室內空調機開關掣連接線位	1	1	1	1	1	1	1	1	1	1	1	1	1	1	1	1	1	1	1	1	1	1	1	1	1	1
	13A Twin Socket Outlet 13A雙位電插座	2	2	2	2	2	2	2	2	2	2	2	2	2	2	2	2	2	2	2	2	2	2	2	2	2	2

Notes:

- “1, 2,” as shown in the above table denotes the quantity of such provision(s) provided in the residential unit.
- The symbol “-” as shown in the above table denotes “Not provided” or “Not applicable”.
- The quantity of the lighting switch shown in the schedule denotes the quantity of switch faceplate.
- Houses 4, 13, 14 and 24 are omitted.

備註:

- 上表「1, 2,」表示提供於該住宅單位內的裝置數量。
- 上表「-」代表「不提供」或「不適用」。
- 說明表所顯示的燈掣數量是表示燈掣面板的數量。
- 不設洋房4號、13號、14號及24號。

FITTINGS, FINISHES AND APPLIANCES

裝置、裝修物料及設備

Schedule of Mechanical and Electrical Provisions
機電裝置數量說明表

Location 位置	Description 描述	Tower 1 第1座								Tower 2 第2座								Tower 3 第3座							
		G/F 地下		1/F 1樓		2/F -3/F & 5/F - 12/F 2樓至3樓及 5樓至12樓		15/F 15樓		G/F 地下		1/F 1樓		2/F -3/F & 5/F - 12/F 2樓至3樓及 5樓至12樓		15/F 15樓		G/F 地下		1/F 1樓		2/F -3/F & 5/F - 12/F 2樓至3樓及 5樓至12樓		15/F 15樓	
		A	B	A	B	A	B	A	B	A	B	A	B	A	B	A	B	A	B	A	B	A	B	A	B
Store Room 儲物室	Lighting Point 燈位	1	-	-	-	-	-	-	-	1	-	-	-	-	-	-	-	1	-	-	-	-	-	-	-
	Lighting Switch 燈掣	1	-	-	-	-	-	-	-	1	-	-	-	-	-	-	-	1	-	-	-	-	-	-	-
	13A Single Socket Outlet 13A單位電插座	1	-	-	-	-	-	-	-	1	-	-	-	-	-	-	-	1	-	-	-	-	-	-	-
Master Bathroom 主人浴室	Lighting Point 燈位	6	6	6	6	6	6	6	6	6	6	6	6	6	6	6	6	6	6	6	6	6	6	6	6
	Gas Water Heater Temperature Control Panel 煤氣熱水爐溫度控制板	1	1	1	1	1	1	1	1	1	1	1	1	1	1	1	1	1	1	1	1	1	1	1	1
	Lighting Point for Cabinet 櫃燈位	2	2	2	2	2	2	2	2	2	2	2	2	2	2	2	2	2	2	2	2	2	2	2	2
	Fused Spur Unit for Thermo Ventilator 浴室換氣暖風機接線位	1	1	1	1	1	1	1	1	1	1	1	1	1	1	1	1	1	1	1	1	1	1	1	1
	Fused Spur Unit for Exhaust Fan 抽氣扇接線位	1	1	1	1	1	1	1	1	1	1	1	1	1	1	1	1	1	1	1	1	1	1	1	1
	13A Single Socket Outlet 13A單位電插座	1	1	1	1	1	1	1	1	1	1	1	1	1	1	1	1	1	1	1	1	1	1	1	1
Bathroom 浴室	Lighting Point 燈位	5	5	5	5	5	5	5	5	5	5	5	5	5	5	5	5	5	5	5	5	5	5	5	5
	Gas Water Heater Temperature Control Panel 煤氣熱水爐溫度控制板	1	1	1	1	1	1	1	1	1	1	1	1	1	1	1	1	1	1	1	1	1	1	1	1
	Lighting Point for Cabinet 櫃燈位	2	2	2	2	2	2	2	2	2	2	2	2	2	2	2	2	2	2	2	2	2	2	2	2
	Fused Spur Unit for Exhaust Fan 抽氣扇接線位	1	1	1	1	1	1	1	1	1	1	1	1	1	1	1	1	1	1	1	1	1	1	1	1
	13A Single Socket Outlet 13A單位電插座	1	1	1	1	1	1	1	1	1	1	1	1	1	1	1	1	1	1	1	1	1	1	1	1

Notes:

- "1, 2," as shown in the above table denotes the quantity of such provision(s) provided in the residential unit.
- The symbol "-" as shown in the above table denotes "Not provided" or "Not applicable".
- The quantity of the lighting switch shown in the schedule denotes the quantity of switch faceplate.
- Houses 4, 13, 14 and 24 are omitted.

備註:

- 上表「1, 2,
- 上表「-」代表「不提供」或「不適用」。
- 說明表所顯示的燈掣數量是表示燈掣面板的數量。
- 不設洋房4號、13號、14號及24號。

FITTINGS, FINISHES AND APPLIANCES

裝置、裝修物料及設備

Schedule of Mechanical and Electrical Provisions
機電裝置數量說明表

Location 位置	Description 描述	Tower 1 第1座								Tower 2 第2座								Tower 3 第3座							
		G/F 地下		1/F 1樓		2/F -3/F & 5/F - 12/F 2樓至3樓及 5樓至12樓		15/F 15樓		G/F 地下		1/F 1樓		2/F -3/F & 5/F - 12/F 2樓至3樓及 5樓至12樓		15/F 15樓		G/F 地下		1/F 1樓		2/F -3/F & 5/F - 12/F 2樓至3樓及 5樓至12樓		15/F 15樓	
		A	B	A	B	A	B	A	B	A	B	A	B	A	B	A	B	A	B	A	B	A	B	A	B
Kitchen 廚房	Lighting Point 燈位	6	6	6	6	6	6	6	6	6	6	6	6	6	6	6	6	6	6	6	6	6	6	6	6
	Lighting Switch 燈掣	-	-	1	1	1	1	-	-	-	-	1	1	1	1	-	-	-	-	1	1	1	1	-	-
	Switched Fused Spur Unit for Exhaust Fan 抽氣扇開關掣連接線位	1	1	1	1	1	1	1	1	1	1	1	1	1	1	1	1	1	1	1	1	1	1	1	1
	Switched Fused Spur Unit for Gas Water Heater 煤氣熱水爐開關掣連接線位	2	2	2	2	2	2	2	2	2	2	2	2	2	2	2	2	2	2	2	2	2	2	2	2
	13A Twin Socket Outlet for Domino Town Gas Wok Burner and Domino Town Gas Double Burner 13A 雙位電插座 (單頭煤氣煮食爐及 雙頭煤氣煮食爐用)	1	1	1	1	1	1	1	1	1	1	1	1	1	1	1	1	1	1	1	1	1	1	1	1
	13A Single Socket Outlet for Built-in Refrigerator 13A 單位電插座 (嵌入式雪櫃用)	1	1	1	1	1	1	1	1	1	1	1	1	1	1	1	1	1	1	1	1	1	1	1	1
	13A Single Socket Outlet for Cooker Hood 13A 單位電插座 (抽油煙機用)	1	1	1	1	1	1	1	1	1	1	1	1	1	1	1	1	1	1	1	1	1	1	1	1
	Fused Spur Unit for Built-in Oven with Microwave 嵌入式微波焗爐接線位	1	1	1	1	1	1	1	1	1	1	1	1	1	1	1	1	1	1	1	1	1	1	1	1
	Fused Spur Unit for Built-in Steam Oven 嵌入式蒸爐接線位	1	1	1	1	1	1	1	1	1	1	1	1	1	1	1	1	1	1	1	1	1	1	1	1
	13A Single Socket Outlet for Built-in Wine Cellar 13A 單位電插座 (嵌入式酒櫃用)	1	1	1	1	1	1	1	1	1	1	1	1	1	1	1	1	1	1	1	1	1	1	1	1
	13A Twin Socket Outlet 13A雙位電插座	2	2	2	2	2	2	2	2	2	2	2	2	2	2	2	2	2	2	2	2	2	2	2	2
	Door Bell 門鐘	1	1	1	1	1	1	1	1	1	1	1	1	1	1	1	1	1	1	1	1	1	1	1	1
	Video Door Phone 視像對講機	1	1	1	1	1	1	1	1	1	1	1	1	1	1	1	1	1	1	1	1	1	1	1	1

Notes:

- “1, 2,” as shown in the above table denotes the quantity of such provision(s) provided in the residential unit.
- The symbol “-” as shown in the above table denotes “Not provided” or “Not applicable”.
- The quantity of the lighting switch shown in the schedule denotes the quantity of switch faceplate.
- Houses 4, 13, 14 and 24 are omitted.

備註:

- 上表「1, 2,」表示提供於該住宅單位內的裝置數量。
- 上表「-」代表「不提供」或「不適用」。
- 說明表所顯示的燈掣數量是表示燈掣面板的數量。
- 不設洋房4號、13號、14號及24號。

FITTINGS, FINISHES AND APPLIANCES

裝置、裝修物料及設備

Schedule of Mechanical and Electrical Provisions
機電裝置數量說明表

Location 位置	Description 描述	Tower 1 第1座								Tower 2 第2座								Tower 3 第3座							
		G/F 地下		1/F 1樓		2/F -3/F & 5/F - 12/F 2樓至3樓及 5樓至12樓		15/F 15樓		G/F 地下		1/F 1樓		2/F -3/F & 5/F - 12/F 2樓至3樓及 5樓至12樓		15/F 15樓		G/F 地下		1/F 1樓		2/F -3/F & 5/F - 12/F 2樓至3樓及 5樓至12樓		15/F 15樓	
		A	B	A	B	A	B	A	B	A	B	A	B	A	B	A	B	A	B	A	B	A	B	A	B
Utility Room 工作間	Lighting Point 燈位	1	1	1	1	1	1	1	1	1	1	1	1	1	1	1	1	1	1	1	1	1	1	1	1
	Lighting Switch 燈掣	3	2	3	3	3	3	2	2	2	2	3	3	3	3	2	2	2	2	3	3	3	3	2	2
	Switch for Exhaust Fan 抽氣扇開關掣	1	1	1	1	1	1	1	1	1	1	1	1	1	1	1	1	1	1	1	1	1	1	1	1
	Switched Fused Spur Unit for Indoor Air-conditioning Unit 室內空調機開關掣連接線位	1	1	1	1	1	1	1	1	1	1	1	1	1	1	1	1	1	1	1	1	1	1	1	1
	Miniature Circuit Breakers (MCB) Board 配電箱	1	1	1	1	1	1	1	1	1	1	1	1	1	1	1	1	1	1	1	1	1	1	1	1
	13A Single Socket Outlet 13A單位電插座	1	1	1	1	1	1	1	1	1	1	1	1	1	1	1	1	1	1	1	1	1	1	1	1
	13A Single Socket Outlet for Freestanding Washer & Dryer 2 in 1 13A 單位電插座 (獨立式2合1洗衣乾衣機用)	1	1	1	1	1	1	1	1	1	1	1	1	1	1	1	1	1	1	1	1	1	1	1	1
	Connection Point for Freestanding Washer & Dryer 2 in 1 (Water Inlet) 獨立式2合1洗衣乾衣機(來水位)	1	1	1	1	1	1	1	1	1	1	1	1	1	1	1	1	1	1	1	1	1	1	1	1
Connection Point for Freestanding Washer & Dryer 2 in 1 (Water Outlet) 獨立式2合1洗衣乾衣機(去水位)	1	1	1	1	1	1	1	1	1	1	1	1	1	1	1	1	1	1	1	1	1	1	1	1	
Lavatory 洗手間	Lighting Point 燈位	1	1	1	1	1	1	1	1	1	1	1	1	1	1	1	1	1	1	1	1	1	1	1	1
	Fused Spur Unit for Exhaust Fan 抽氣扇接線位	1	1	1	1	1	1	1	1	1	1	1	1	1	1	1	1	1	1	1	1	1	1	1	1

Notes:

- "1, 2," as shown in the above table denotes the quantity of such provision(s) provided in the residential unit.
- The symbol "-" as shown in the above table denotes "Not provided" or "Not applicable".
- The quantity of the lighting switch shown in the schedule denotes the quantity of switch faceplate.
- Houses 4, 13, 14 and 24 are omitted.

備註:

- 上表「1, 2,
- 上表「-」代表「不提供」或「不適用」。
- 說明表所顯示的燈掣數量是表示燈掣面板的數量。
- 不設洋房4號、13號、14號及24號。

FITTINGS, FINISHES AND APPLIANCES

裝置、裝修物料及設備

Schedule of Mechanical and Electrical Provisions
機電裝置數量說明表

Location 位置	Description 描述	Tower 1 第1座								Tower 2 第2座								Tower 3 第3座							
		G/F 地下		1/F 1樓		2/F -3/F & 5/F - 12/F 2樓至3樓及 5樓至12樓		15/F 15樓		G/F 地下		1/F 1樓		2/F -3/F & 5/F - 12/F 2樓至3樓及 5樓至12樓		15/F 15樓		G/F 地下		1/F 1樓		2/F -3/F & 5/F - 12/F 2樓至3樓及 5樓至12樓		15/F 15樓	
		A	B	A	B	A	B	A	B	A	B	A	B	A	B	A	B	A	B	A	B	A	B	A	B
Balcony 露台	Lighting Point 燈位	-	-	1	1	1	1	1	1	-	-	1	1	1	1	1	1	-	-	1	1	1	1	1	1
Utility Platform 工作平台	Lighting Point 燈位	-	-	-	-	1	1	-	-	-	-	1	-	1	1	-	-	-	-	1	-	1	1	-	-
Air-conditioning Plant Room 空調機房	Lighting Point 燈位	1	-	1	1	1	1	-	-	-	-	1	1	1	1	-	-	-	-	1	1	1	1	-	-
	13A Weatherproof Single Socket Outlet 13A防水單位插座	1	-	1	1	1	1	-	-	-	-	1	1	1	1	-	-	-	-	1	1	1	1	-	-
	32A Weatherproof Isolator for Outdoor Air-conditioning Unit 32A防水室外空調機開關掣	2	-	2	2	2	2	-	-	-	-	2	2	2	2	-	-	-	-	2	2	2	2	-	-
Uncovered Air-conditioning Plant Area 無上蓋空調機空間	Lighting Point 燈位	-	1	-	-	-	-	1	1	1	1	-	-	-	-	1	1	1	1	-	-	-	-	1	1
	Weatherproof Lighting Switch 防水燈掣	-	1	-	-	-	-	1	1	1	1	-	-	-	-	1	1	1	1	-	-	-	-	1	1
	32A Weatherproof Isolator for Outdoor Air-conditioning Unit 32A防水室外空調機開關掣	-	2	-	-	-	-	2	2	2	2	-	-	-	-	2	2	2	2	-	-	-	-	2	2
Garden 花園	Lighting Point 燈位	12	12	-	-	-	-	-	-	12	12	-	-	-	-	-	-	12	12	-	-	-	-	-	-
	13A Weatherproof Single Socket Outlet 13A防水單位插座	3	3	-	-	-	-	-	-	3	3	-	-	-	-	-	-	3	3	-	-	-	-	-	-
Flat Roof 平台	Lighting Point 燈位	-	-	1	1	-	-	-	-	-	-	-	1	-	-	-	-	-	-	-	1	-	-	-	-

Notes:

- “1, 2,” as shown in the above table denotes the quantity of such provision(s) provided in the residential unit.
- The symbol “-” as shown in the above table denotes “Not provided” or “Not applicable”.
- The quantity of the lighting switch shown in the schedule denotes the quantity of switch faceplate.
- Houses 4, 13, 14 and 24 are omitted.

備註:

- 上表「1, 2,」表示提供於該住宅單位內的裝置數量。
- 上表「-」代表「不提供」或「不適用」。
- 說明表所顯示的燈掣數量是表示燈掣面板的數量。
- 不設洋房4號、13號、14號及24號。

FITTINGS, FINISHES AND APPLIANCES

裝置、裝修物料及設備

Schedule of Mechanical and Electrical Provisions
機電裝置數量說明表

Location 位置	Description 描述	Tower 1 第1座								Tower 2 第2座								Tower 3 第3座							
		G/F 地下		1/F 1樓		2/F -3/F & 5/F - 12/F 2樓至3樓及 5樓至12樓		15/F 15樓		G/F 地下		1/F 1樓		2/F -3/F & 5/F - 12/F 2樓至3樓及 5樓至12樓		15/F 15樓		G/F 地下		1/F 1樓		2/F -3/F & 5/F - 12/F 2樓至3樓及 5樓至12樓		15/F 15樓	
		A	B	A	B	A	B	A	B	A	B	A	B	A	B	A	B	A	B	A	B	A	B	A	B
Roof 天台	Lighting Point 燈位	-	-	-	-	-	-	8	8	-	-	-	-	-	-	8	8	-	-	-	-	-	-	8	8
	Lighting Switch 燈掣	-	-	-	-	-	-	2	2	-	-	-	-	-	-	2	2	-	-	-	-	-	-	2	2
	13A Weatherproof Single Socket Outlet 13A防水單位插座	-	-	-	-	-	-	2	2	-	-	-	-	-	-	2	2	-	-	-	-	-	-	2	2
Staircase of Basement Floor to G/F 地庫層往地下樓梯	Lighting Point 燈位	2	2	-	-	-	-	-	-	2	2	-	-	-	-	-	-	2	2	-	-	-	-	-	-
	Lighting Switch 燈掣	1	1	-	-	-	-	-	-	1	1	-	-	-	-	-	-	1	1	-	-	-	-	-	-
Staircase Connecting to the Roof 通往天台的樓梯	Lighting Point 燈位	-	-	-	-	-	-	4	4	-	-	-	-	-	-	4	4	-	-	-	-	-	-	4	4

Notes:

- “1, 2,” as shown in the above table denotes the quantity of such provision(s) provided in the residential unit.
- The symbol “-” as shown in the above table denotes “Not provided” or “Not applicable”.
- The quantity of the lighting switch shown in the schedule denotes the quantity of switch faceplate.
- Houses 4, 13, 14 and 24 are omitted.

備註:

- 上表「1, 2,」表示提供於該住宅單位內的裝置數量。
- 上表「-」代表「不提供」或「不適用」。
- 說明表所顯示的燈掣數量是表示燈掣面板的數量。
- 不設洋房4號、13號、14號及24號。

FITTINGS, FINISHES AND APPLIANCES

裝置、裝修物料及設備

Schedule of Mechanical and Electrical Provisions
機電裝置數量說明表

Location 位置	Description 描述	Tower 5 第5座									Tower 6 第6座								
		1/F 1樓			2/F -3/F & 5/F - 12/F 2樓至3樓及 5樓至12樓			15/F 15樓			1/F 1樓			2/F -3/F & 5/F - 12/F 2樓至3樓及 5樓至12樓			15/F 15樓		
		A	B	C	A	B	C	A	B	C	A	B	C	A	B	C	A	B	C
Unit Main Entrance Door 單位大門入口	Door Bell Push Button 門鐘按鈕	1	1	1	1	1	1	1	1	1	1	1	1	1	1	1	1	1	1
Living Room & Dining Room 客廳及飯廳	Lighting Point 燈位	5	4	5	5	4	5	5	4	5	5	4	5	5	4	5	5	4	5
	Lighting Switch 燈掣	6	6	6	6	6	6	5	5	5	6	6	6	6	6	6	5	5	5
	TV / FM Outlet 電視 / 電台插座	2	2	2	2	2	2	2	2	2	2	2	2	2	2	2	2	2	2
	Telephone Outlet 電話插座	1	1	1	1	1	1	1	1	1	1	1	1	1	1	1	1	1	1
	Switch for Gas Water Heater 煤氣熱水爐開關掣	1	1	1	1	1	1	1	1	1	1	1	1	1	1	1	1	1	1
	Switch for Exhaust Fan 抽氣扇開關掣	2	2	2	2	2	2	2	2	2	2	2	2	2	2	2	2	2	2
	Switched Fused Spur Unit for Indoor Air-conditioning Unit 室內空調機開關掣連接線位	2	2	2	2	2	2	2	2	2	2	2	2	2	2	2	2	2	2
	Video Door Phone 視像對講機	1	1	1	1	1	1	1	1	1	1	1	1	1	1	1	1	1	1
	13A Single Socket Outlet 13A單位電插座	3	3	3	3	3	3	3	3	3	3	3	3	3	3	3	3	3	3
13A Twin Socket Outlet 13A雙位電插座	2	2	2	2	2	2	2	2	2	2	2	2	2	2	2	2	2	2	

Notes:

- “1, 2,” as shown in the above table denotes the quantity of such provision(s) provided in the residential unit.
- The symbol “-” as shown in the above table denotes “Not provided” or “Not applicable”.
- The quantity of the lighting switch shown in the schedule denotes the quantity of switch faceplate.
- Houses 4, 13, 14 and 24 are omitted.

備註:

- 上表「1, 2,」表示提供於該住宅單位內的裝置數量。
- 上表「-」代表「不提供」或「不適用」。
- 說明表所顯示的燈掣數量是表示燈掣面板的數量。
- 不設洋房4號、13號、14號及24號。

FITTINGS, FINISHES AND APPLIANCES

裝置、裝修物料及設備

Schedule of Mechanical and Electrical Provisions
機電裝置數量說明表

Location 位置	Description 描述	Tower 5 第5座									Tower 6 第6座								
		1/F 1樓			2/F -3/F & 5/F - 12/F 2樓至3樓及 5樓至12樓			15/F 15樓			1/F 1樓			2/F -3/F & 5/F - 12/F 2樓至3樓及 5樓至12樓			15/F 15樓		
		A	B	C	A	B	C	A	B	C	A	B	C	A	B	C	A	B	C
Master Bedroom 主人睡房	Lighting Point 燈位	3	3	3	3	3	3	3	3	2	3	3	3	3	3	3	3	3	2
	Lighting Switch 燈掣	3	3	3	3	3	3	3	3	3	3	3	3	3	3	3	3	3	3
	TV / FM Outlet 電視 / 電台插座	1	1	1	1	1	1	1	1	1	1	1	1	1	1	1	1	1	1
	Telephone Outlet 電話插座	1	1	1	1	1	1	1	1	1	1	1	1	1	1	1	1	1	1
	Switch for Gas Water Heater 煤氣熱水爐開關掣	1	1	1	1	1	1	1	1	1	1	1	1	1	1	1	1	1	1
	Switch for Exhaust Fan 抽氣扇開關掣	1	1	1	1	1	1	1	1	1	1	1	1	1	1	1	1	1	1
	Switched Fused Spur Unit for Indoor Air-conditioning Unit 室內空調機開關掣連接線位	1	1	1	1	1	1	1	1	1	1	1	1	1	1	1	1	1	1
	13A Single Socket Outlet 13A單位插座	3	3	3	3	3	3	3	3	2	3	3	3	3	3	3	3	3	2
	13A Twin Socket Outlet 13A雙位插座	1	1	1	1	1	1	1	1	1	1	1	1	1	1	1	1	1	1
Bedroom 1 睡房1	Lighting Point 燈位	1	1	1	1	1	1	1	1	1	1	1	1	1	1	1	1	1	1
	Lighting Switch 燈掣	1	1	1	1	1	1	1	1	1	1	1	1	1	1	1	1	1	1
	TV / FM Outlet 電視 / 電台插座	1	1	1	1	1	1	1	1	1	1	1	1	1	1	1	1	1	1
	Switched Fused Spur Unit for Indoor Air-conditioning Unit 室內空調機開關掣連接線位	1	1	1	1	1	1	1	1	1	1	1	1	1	1	1	1	1	1
	13A Switch Socket Outlet 13A雙位插座	2	2	2	2	2	2	2	2	2	2	2	2	2	2	2	2	2	2
Bedroom 2 睡房2	Lighting Point 燈位	1	1	1	1	1	1	1	1	1	1	1	1	1	1	1	1	1	1
	Lighting Switch 燈掣	1	1	1	1	1	1	1	1	1	1	1	1	1	1	1	1	1	1
	TV / FM Outlet 電視 / 電台插座	1	1	1	1	1	1	1	1	1	1	1	1	1	1	1	1	1	1
	Switched Fused Spur Unit for Indoor Air-conditioning Unit 室內空調機開關掣連接線位	1	1	1	1	1	1	1	1	1	1	1	1	1	1	1	1	1	1
	13A Twin Socket Outlet 13A雙位插座接線位	2	2	2	2	2	2	2	2	2	2	2	2	2	2	2	2	2	2

Notes:

- “1, 2,” as shown in the above table denotes the quantity of such provision(s) provided in the residential unit.
- The symbol “-” as shown in the above table denotes “Not provided” or “Not applicable”.
- The quantity of the lighting switch shown in the schedule denotes the quantity of switch faceplate.
- Houses 4, 13, 14 and 24 are omitted.

備註:

- 上表「1, 2,」表示提供於該住宅單位內的裝置數量。
- 上表「-」代表「不提供」或「不適用」。
- 說明表所顯示的燈掣數量是表示燈掣面板的數量。
- 不設洋房4號、13號、14號及24號。

FITTINGS, FINISHES AND APPLIANCES

裝置、裝修物料及設備

Schedule of Mechanical and Electrical Provisions
機電裝置數量說明表

Location 位置	Description 描述	Tower 5 第5座									Tower 6 第6座								
		1/F 1樓			2/F -3/F & 5/F - 12/F 2樓至3樓及 5樓至12樓			15/F 15樓			1/F 1樓			2/F -3/F & 5/F - 12/F 2樓至3樓及 5樓至12樓			15/F 15樓		
		A	B	C	A	B	C	A	B	C	A	B	C	A	B	C	A	B	C
Master Bathroom 主人浴室	Lighting Point 燈位	5	5	5	5	5	5	5	5	5	5	5	5	5	5	5	5	5	5
	Gas Water Heater Temperature Control Panel 煤氣熱水爐溫度控制器	1	1	1	1	1	1	1	1	1	1	1	1	1	1	1	1	1	1
	Lighting Point for Cabinet 櫃燈位	2	2	2	2	2	2	2	2	2	2	2	2	2	2	2	2	2	2
	Fused Spur Unit for Thermo Ventilator 浴室換氣暖風機接線位	-	1	-	-	1	-	-	1	-	-	1	-	-	1	-	-	1	-
	Fused Spur Unit for Exhaust Fan 抽氣線接線位	1	1	1	1	1	1	1	1	1	1	1	1	1	1	1	1	1	1
	13A Single Socket Outlet 13A單位電插座	1	1	1	1	1	1	1	1	1	1	1	1	1	1	1	1	1	1
Bathroom 浴室	Lighting Point 燈位	5	5	5	5	5	5	5	5	5	5	5	5	5	5	5	5	5	5
	Gas Water Heater Temperature Control Panel 煤氣熱水爐溫度控制器	1	1	1	1	1	1	1	1	1	1	1	1	1	1	1	1	1	1
	Lighting Point for Cabinet 櫃燈位	2	2	2	2	2	2	2	2	2	2	2	2	2	2	2	2	2	2
	Fused Spur Unit for Thermo Ventilator 浴室換氣暖風機接線位	-	1	-	-	1	-	-	1	-	-	1	-	-	1	-	-	1	-
	Fused Spur Unit for Exhaust Fan 抽氣扇接線位	1	1	1	1	1	1	1	1	1	1	1	1	1	1	1	1	1	1
	13A Single Socket Outlet 13A單位電插座	1	1	1	1	1	1	1	1	1	1	1	1	1	1	1	1	1	1

Notes:

- “1, 2,” as shown in the above table denotes the quantity of such provision(s) provided in the residential unit.
- The symbol “-” as shown in the above table denotes “Not provided” or “Not applicable”.
- The quantity of the lighting switch shown in the schedule denotes the quantity of switch faceplate.
- Houses 4, 13, 14 and 24 are omitted.

備註:

- 上表「1, 2,」表示提供於該住宅單位內的裝置數量。
- 上表「-」代表「不提供」或「不適用」。
- 說明表所顯示的燈掣數量是表示燈掣面板的數量。
- 不設洋房4號、13號、14號及24號。

FITTINGS, FINISHES AND APPLIANCES

裝置、裝修物料及設備

Schedule of Mechanical and Electrical Provisions
機電裝置數量說明表

Location 位置	Description 描述	Tower 5 第5座									Tower 6 第6座								
		1/F 1樓			2/F -3/F & 5/F - 12/F 2樓至3樓及 5樓至12樓			15/F 15樓			1/F 1樓			2/F -3/F & 5/F - 12/F 2樓至3樓及 5樓至12樓			15/F 15樓		
		A	B	C	A	B	C	A	B	C	A	B	C	A	B	C	A	B	C
Kitchen 廚房	Lighting Point 燈位	6	6	6	6	6	6	6	6	6	6	6	6	6	6	6	6	6	6
	Switched Fused Spur Unit for Exhaust Fan 抽氣扇開關掣連接線位	1	1	1	1	1	1	1	1	1	1	1	1	1	1	1	1	1	1
	Switched Fused Spur Unit for Gas Water Heater 煤氣熱水爐開關掣連接線位	2	2	2	2	2	2	2	2	2	2	2	2	2	2	2	2	2	2
	13A Twin Socket Outlet for Domino Town Gas Wok Burner and Domino Town Gas Double Burner 13A 雙位電插座 (單頭煤氣煮 食爐及雙頭煤氣煮食爐用)	1	1	1	1	1	1	1	1	1	1	1	1	1	1	1	1	1	1
	13A Single Socket Outlet for Built-in Refrigerator 13A 單位電插座 (嵌入式雪櫃用)	1	1	1	1	1	1	1	1	1	1	1	1	1	1	1	1	1	1
	13A Single Socket Outlet for Cooker Hood 13A 單位電插座 (抽油煙機用)	1	1	1	1	1	1	1	1	1	1	1	1	1	1	1	1	1	1
	Fused Spur Unit for Built-in Oven with Microwave 嵌入式微波焗爐接線位	1	1	1	1	1	1	1	1	1	1	1	1	1	1	1	1	1	1
	Fused Spur Unit for Built-in Steam Oven 嵌入式蒸爐接線位	1	1	1	1	1	1	1	1	1	1	1	1	1	1	1	1	1	1
	13A Twin Socket Outlet 13A雙位電插座	2	2	2	2	2	2	2	2	2	2	2	2	2	2	2	2	2	2
	Door Bell 門鐘	1	1	1	1	1	1	1	1	1	1	1	1	1	1	1	1	1	1

Notes:

- “1, 2,” as shown in the above table denotes the quantity of such provision(s) provided in the residential unit.
- The symbol “-” as shown in the above table denotes “Not provided” or “Not applicable”.
- The quantity of the lighting switch shown in the schedule denotes the quantity of switch faceplate.
- Houses 4, 13, 14 and 24 are omitted.

備註:

- 上表「1, 2,」表示提供於該住宅單位內的裝置數量。
- 上表「-」代表「不提供」或「不適用」。
- 說明表所顯示的燈掣數量是表示燈掣面板的數量。
- 不設洋房4號、13號、14號及24號。

FITTINGS, FINISHES AND APPLIANCES

裝置、裝修物料及設備

Schedule of Mechanical and Electrical Provisions
機電裝置數量說明表

Location 位置	Description 描述	Tower 5 第5座									Tower 6 第6座								
		1/F 1樓			2/F -3/F & 5/F - 12/F 2樓至3樓及 5樓至12樓			15/F 15樓			1/F 1樓			2/F -3/F & 5/F - 12/F 2樓至3樓及 5樓至12樓			15/F 15樓		
		A	B	C	A	B	C	A	B	C	A	B	C	A	B	C	A	B	C
Utility Room 工作間	Lighting Point 燈位	1	1	1	1	1	1	1	1	1	1	1	1	1	1	1	1	1	1
	Lighting Switch 燈掣	2	1	2	2	1	2	2	1	2	2	1	2	2	1	2	2	1	2
	Switch for Exhaust Fan 抽氣扇開關掣	1	1	1	1	1	1	1	1	1	1	1	1	1	1	1	1	1	1
	Switched Fused Spur Unit for Indoor Air-conditioning Unit 室內空調機開關掣連接線位	1	1	1	1	1	1	1	1	1	1	1	1	1	1	1	1	1	1
	Miniature Circuit Breakers (MCB) Board 配電箱	1	1	1	1	1	1	1	1	1	1	1	1	1	1	1	1	1	1
	13A Single Socket Outlet 13單位電插座	1	1	1	1	1	1	1	1	1	1	1	1	1	1	1	1	1	1
	13A Single Socket Outlet for Freestanding Washer & Dryer 2 in 1 13A 單位電插座 (獨立式2合1洗衣乾衣機用)	1	1	1	1	1	1	1	1	1	1	1	1	1	1	1	1	1	1
	Connection Point for Freestanding Washer & Dryer 2 in 1 (Water Inlet) 獨立式2合1洗衣乾衣機 接駁點(來水位)	1	1	1	1	1	1	1	1	1	1	1	1	1	1	1	1	1	1
Connection Point for Freestanding Washer & Dryer 2 in 1 (Water Outlet) 獨立式2合1洗衣乾衣機 接駁點(去水位)	1	1	1	1	1	1	1	1	1	1	1	1	1	1	1	1	1	1	
Lavatory 洗手間	Lighting Point 燈位	1	1	1	1	1	1	1	1	1	1	1	1	1	1	1	1	1	1
	Fused Spur Unit for Exhaust Fan 抽氣線接線位	1	1	1	1	1	1	1	1	1	1	1	1	1	1	1	1	1	1

Notes:

- “1, 2,” as shown in the above table denotes the quantity of such provision(s) provided in the residential unit.
- The symbol “-” as shown in the above table denotes “Not provided” or “Not applicable”.
- The quantity of the lighting switch shown in the schedule denotes the quantity of switch faceplate.
- Houses 4, 13, 14 and 24 are omitted.

備註:

- 上表「1, 2,」表示提供於該住宅單位內的裝置數量。
- 上表「-」代表「不提供」或「不適用」。
- 說明表所顯示的燈掣數量是表示燈掣面板的數量。
- 不設洋房4號、13號、14號及24號。

FITTINGS, FINISHES AND APPLIANCES

裝置、裝修物料及設備

Schedule of Mechanical and Electrical Provisions
機電裝置數量說明表

Location 位置	Description 描述	Tower 5 第5座									Tower 6 第6座								
		1/F 1樓			2/F -3/F & 5/F - 12/F 2樓至3樓及 5樓至12樓			15/F 15樓			1/F 1樓			2/F -3/F & 5/F - 12/F 2樓至3樓及 5樓至12樓			15/F 15樓		
		A	B	C	A	B	C	A	B	C	A	B	C	A	B	C	A	B	C
Balcony 露台	Lighting Point 燈位	-	-	-	1	1	1	1	1	1	-	-	-	1	1	1	1	1	1
Utility Platform 工作平台	Lighting Point 燈位	1	-	1	1	1	1	1	1	1	1	-	1	1	1	1	1	1	1
Flat Roof 平台	Lighting Point 燈位	7	5	6	-	-	-	-	-	-	7	5	6	-	-	-	-	-	-
	13A Weatherproof Single Socket Outlet 13A防水單位插座	3	2	3	-	-	-	-	-	-	3	2	3	-	-	-	-	-	-
Roof 天台	Lighting Point 燈位	-	-	-	-	-	-	5	5	5	-	-	-	-	-	-	5	5	5
	Lighting Switch 燈掣	-	-	-	-	-	-	2	2	2	-	-	-	-	-	-	2	2	2
	13A Weatherproof Single Socket Outlet 13A防水單位插座	-	-	-	-	-	-	2	2	2	-	-	-	-	-	-	2	2	2
Staircase Connecting to the Roof 通往天台的樓梯	Lighting Point 燈位	-	-	-	-	-	-	2	2	2	-	-	-	-	-	-	2	2	2
Store Room 儲物室	Lighting Point 燈位	-	-	-	-	-	-	1	1	1	-	-	-	-	-	-	1	1	1
	Lighting Switch 燈掣	-	-	-	-	-	-	1	1	1	-	-	-	-	-	-	1	1	1

Notes:

- “1, 2,” as shown in the above table denotes the quantity of such provision(s) provided in the residential unit.
- The symbol “-” as shown in the above table denotes “Not provided” or “Not applicable”.
- The quantity of the lighting switch shown in the schedule denotes the quantity of switch faceplate.
- Houses 4, 13, 14 and 24 are omitted.

備註：

- 上表「1, 2,」表示提供於該住宅單位內的裝置數量。
- 上表「-」代表「不提供」或「不適用」。
- 說明表所顯示的燈掣數量是表示燈掣面板的數量。
- 不設洋房4號、13號、14號及24號。

FITTINGS, FINISHES AND APPLIANCES

裝置、裝修物料及設備

Schedule of Mechanical and Electrical Provisions
機電裝置數量說明表

Location 位置	Description 描述	Tower 7 第7座								Tower 8 第8座								Tower 9 第9座							
		G/F 地下		1/F 1樓		2/F -3/F & 5/F - 12/F 2樓至3樓及 5樓至12樓		15/F 15樓		G/F 地下		1/F 1樓		2/F -3/F & 5/F - 12/F 2樓至3樓及 5樓至12樓		15/F 15樓		G/F 地下		1/F 1樓		2/F -3/F & 5/F - 12/F 2樓至3樓及 5樓至12樓		15/F 15樓	
		A	B	A	B	A	B	A	B	A	B	A	B	A	B	A	B	A	B	A	B	A	B	A	B
Garden Gate Entrance 花園閘門入口	Visitor Panel 訪客對講機	1	1	-	-	-	-	-	-	1	1	-	-	-	-	-	-	1	1	-	-	-	-	-	-
Entrance Foyer 門廳	Lighting Point 燈位	1	1	-	-	-	-	-	-	1	1	-	-	-	-	-	-	1	1	-	-	-	-	-	-
	Lighting Switch 燈掣	2	2	-	-	-	-	-	-	2	2	-	-	-	-	-	-	2	2	-	-	-	-	-	-
	Door Bell Push Button 門鐘按鈕	1	1	-	-	-	-	-	-	1	1	-	-	-	-	-	-	1	1	-	-	-	-	-	-
Private Lift Lobby 私人升降機大堂	Lighting Point 燈位	-	-	3	3	3	3	3	3	-	-	3	3	3	3	3	3	-	-	3	3	3	3	3	3
	13A Single Socket Outlet 13A單位電插座	-	-	1	1	1	1	1	1	-	-	1	1	1	1	1	1	-	-	1	1	1	1	1	1
	Lift Call Button 升降機按鈕	-	-	1	1	1	1	1	1	-	-	1	1	1	1	1	1	-	-	1	1	1	1	1	1
	Door Bell Push Button 門鐘按鈕	-	-	1	1	1	1	1	1	-	-	1	1	1	1	1	1	-	-	1	1	1	1	1	1
Living Room & Dining Room 客廳及飯廳	Lighting Point 燈位	3	3	3	3	3	3	3	3	3	3	3	3	3	3	3	3	3	3	3	3	3	3	3	3
	Lighting Switch 燈掣	5	5	5	5	5	5	6	6	5	5	5	5	5	5	6	6	5	5	5	5	5	5	6	6
	TV / FM Outlet 電視 / 電台插座	2	2	2	2	2	2	2	2	2	2	2	2	2	2	2	2	2	2	2	2	2	2	2	2
	Telephone Outlet 電話插座	1	1	1	1	1	1	1	1	1	1	1	1	1	1	1	1	1	1	1	1	1	1	1	1
	Switch for Gas Water Heater 煤氣熱水爐開關掣	1	1	1	1	1	1	1	1	1	1	1	1	1	1	1	1	1	1	1	1	1	1	1	1
	Switch for Exhaust Fan 抽氣扇開關掣	2	2	2	2	2	2	2	2	2	2	2	2	2	2	2	2	2	2	2	2	2	2	2	2
	Switched Fused Spur Unit for Indoor Air-conditioning Unit 室內空調機開關掣連接線位	2	2	2	2	2	2	2	2	2	2	2	2	2	2	2	2	2	2	2	2	2	2	2	2
	13A Single Socket Outlet 13A單位電插座	3	3	3	3	3	3	3	3	3	3	3	3	3	3	3	3	3	3	3	3	3	3	3	3
13A Twin Socket Outlet 13A雙位電插座	2	2	2	2	2	2	2	2	2	2	2	2	2	2	2	2	2	2	2	2	2	2	2	2	

Notes:

- "1, 2," as shown in the above table denotes the quantity of such provision(s) provided in the residential unit.
- The symbol "-" as shown in the above table denotes "Not provided" or "Not applicable".
- The quantity of the lighting switch shown in the schedule denotes the quantity of switch faceplate.
- Houses 4, 13, 14 and 24 are omitted.

備註:

- 上表「1, 2,"表示提供於該住宅單位內的裝置數量。
- 上表「-」代表「不提供」或「不適用」。
- 說明表所顯示的燈掣數量是表示燈掣面板的數量。
- 不設洋房4號、13號、14號及24號。

FITTINGS, FINISHES AND APPLIANCES

裝置、裝修物料及設備

Schedule of Mechanical and Electrical Provisions
機電裝置數量說明表

Location 位置	Description 描述	Tower 7 第7座								Tower 8 第8座								Tower 9 第9座							
		G/F 地下		1/F 1樓		2/F -3/F & 5/F - 12/F 2樓至3樓及 5樓至12樓		15/F 15樓		G/F 地下		1/F 1樓		2/F -3/F & 5/F - 12/F 2樓至3樓及 5樓至12樓		15/F 15樓		G/F 地下		1/F 1樓		2/F -3/F & 5/F - 12/F 2樓至3樓及 5樓至12樓		15/F 15樓	
		A	B	A	B	A	B	A	B	A	B	A	B	A	B	A	B	A	B	A	B	A	B	A	B
Master Bedroom 主人睡房	Lighting Point 燈位	1	1	1	1	1	1	1	1	1	1	1	1	1	1	1	1	1	1	1	1	1	1	1	
	Lighting Switch 燈掣	3	3	3	3	3	3	3	3	3	3	3	3	3	3	3	3	3	3	3	3	3	3	3	
	TV / FM Outlet 電視 / 電台插座	1	1	1	1	1	1	1	1	1	1	1	1	1	1	1	1	1	1	1	1	1	1	1	
	Telephone Outlet 電話插座	1	1	1	1	1	1	1	1	1	1	1	1	1	1	1	1	1	1	1	1	1	1	1	
	Switch for Gas Water Heater 煤氣熱水爐開關掣	1	1	1	1	1	1	1	1	1	1	1	1	1	1	1	1	1	1	1	1	1	1	1	
	Switch for Exhaust Fan 抽氣扇開關掣	1	1	1	1	1	1	1	1	1	1	1	1	1	1	1	1	1	1	1	1	1	1	1	
	Switched Fused Spur Unit for Indoor Air-conditioning Unit 室內空調機開關掣連接線位	1	1	1	1	1	1	1	1	1	1	1	1	1	1	1	1	1	1	1	1	1	1	1	
	13A Single Socket Outlet 13A單位電插座	2	2	2	2	2	2	2	2	2	2	2	2	2	2	2	2	2	2	2	2	2	2	2	
	13A Twin Socket Outlet 13A雙位電插座	1	1	1	1	1	1	1	1	1	1	1	1	1	1	1	1	1	1	1	1	1	1	1	
Bedroom 1 睡房1	Lighting Point 燈位	1	1	1	1	1	1	1	1	1	1	1	1	1	1	1	1	1	1	1	1	1	1	1	
	Lighting Switch 燈掣	1	1	1	1	1	1	1	1	1	1	1	1	1	1	1	1	1	1	1	1	1	1	1	
	TV / FM Outlet 電視 / 電台插座	1	1	1	1	1	1	1	1	1	1	1	1	1	1	1	1	1	1	1	1	1	1	1	
	Switched Fused Spur Unit for Indoor Air-conditioning Unit 室內空調機開關掣連接線位	1	1	1	1	1	1	1	1	1	1	1	1	1	1	1	1	1	1	1	1	1	1	1	
	13A Twin Socket Outlet 13A雙位電插座	2	2	2	2	2	2	2	2	2	2	2	2	2	2	2	2	2	2	2	2	2	2	2	

Notes:

1. "1, 2," as shown in the above table denotes the quantity of such provision(s) provided in the residential unit.
2. The symbol "-" as shown in the above table denotes "Not provided" or "Not applicable".
3. The quantity of the lighting switch shown in the schedule denotes the quantity of switch faceplate.
4. Houses 4, 13, 14 and 24 are omitted.

備註:

1. 上表「1, 2,"表示提供於該住宅單位內的裝置數量。
2. 上表「-」代表「不提供」或「不適用」。
3. 說明表所顯示的燈掣數量是表示燈掣面板的數量。
4. 不設洋房4號、13號、14號及24號。

FITTINGS, FINISHES AND APPLIANCES

裝置、裝修物料及設備

Schedule of Mechanical and Electrical Provisions
機電裝置數量說明表

Location 位置	Description 描述	Tower 7 第7座								Tower 8 第8座								Tower 9 第9座							
		G/F 地下		1/F 1樓		2/F -3/F & 5/F - 12/F 2樓至3樓及 5樓至12樓		15/F 15樓		G/F 地下		1/F 1樓		2/F -3/F & 5/F - 12/F 2樓至3樓及 5樓至12樓		15/F 15樓		G/F 地下		1/F 1樓		2/F -3/F & 5/F - 12/F 2樓至3樓及 5樓至12樓		15/F 15樓	
		A	B	A	B	A	B	A	B	A	B	A	B	A	B	A	B	A	B	A	B	A	B	A	B
Bedroom 2 睡房2	Lighting Point 燈位	1	1	1	1	1	1	1	1	1	1	1	1	1	1	1	1	1	1	1	1	1	1	1	1
	Lighting Switch 燈掣	1	1	1	1	1	1	1	1	1	1	1	1	1	1	1	1	1	1	1	1	1	1	1	1
	TV / FM Outlet 電視 / 電台插座	1	1	1	1	1	1	1	1	1	1	1	1	1	1	1	1	1	1	1	1	1	1	1	1
	Switched Fused Spur Unit for Indoor Air-conditioning Unit 室內空調機開關掣連接線位	1	1	1	1	1	1	1	1	1	1	1	1	1	1	1	1	1	1	1	1	1	1	1	1
	13A Twin Socket Outlet 13A雙位電插座	2	2	2	2	2	2	2	2	2	2	2	2	2	2	2	2	2	2	2	2	2	2	2	2
Store Room 儲物室	Lighting Point 燈位	-	1	-	-	-	-	-	-	-	1	-	-	-	-	-	-	-	1	-	-	-	-	-	-
	Lighting Switch 燈掣	-	1	-	-	-	-	-	-	-	1	-	-	-	-	-	-	-	1	-	-	-	-	-	-
	13A Single Socket Outlet 13A單位電插座	-	1	-	-	-	-	-	-	-	1	-	-	-	-	-	-	-	1	-	-	-	-	-	-

Notes:

- “1, 2,” as shown in the above table denotes the quantity of such provision(s) provided in the residential unit.
- The symbol “-” as shown in the above table denotes “Not provided” or “Not applicable”.
- The quantity of the lighting switch shown in the schedule denotes the quantity of switch faceplate.
- Houses 4, 13, 14 and 24 are omitted.

備註:

- 上表「1, 2,」表示提供於該住宅單位內的裝置數量。
- 上表「-」代表「不提供」或「不適用」。
- 說明表所顯示的燈掣數量是表示燈掣面板的數量。
- 不設洋房4號、13號、14號及24號。

FITTINGS, FINISHES AND APPLIANCES

裝置、裝修物料及設備

Schedule of Mechanical and Electrical Provisions
機電裝置數量說明表

Location 位置	Description 描述	Tower 7 第7座								Tower 8 第8座								Tower 9 第9座							
		G/F 地下		1/F 1樓		2/F -3/F & 5/F - 12/F 2樓至3樓及 5樓至12樓		15/F 15樓		G/F 地下		1/F 1樓		2/F -3/F & 5/F - 12/F 2樓至3樓及 5樓至12樓		15/F 15樓		G/F 地下		1/F 1樓		2/F -3/F & 5/F - 12/F 2樓至3樓及 5樓至12樓		15/F 15樓	
		A	B	A	B	A	B	A	B	A	B	A	B	A	B	A	B	A	B	A	B	A	B	A	B
Master Bathroom 主人浴室	Lighting Point 燈位	6	6	6	6	6	6	6	6	6	6	6	6	6	6	6	6	6	6	6	6	6	6	6	
	Gas Water Heater Temperature Control Panel 煤氣熱水爐溫度控制板	1	1	1	1	1	1	1	1	1	1	1	1	1	1	1	1	1	1	1	1	1	1	1	
	Lighting Point for Cabinet 櫃燈位	2	2	2	2	2	2	2	2	2	2	2	2	2	2	2	2	2	2	2	2	2	2	2	
	Fused Spur Unit for Thermo Ventilator 浴室換氣暖風機接線位	1	1	1	1	1	1	1	1	1	1	1	1	1	1	1	1	1	1	1	1	1	1	1	
	Fused Spur Unit for Exhaust Fan 抽氣扇接線位	1	1	1	1	1	1	1	1	1	1	1	1	1	1	1	1	1	1	1	1	1	1	1	
	13A Single Socket Outlet 13A單位電插座	1	1	1	1	1	1	1	1	1	1	1	1	1	1	1	1	1	1	1	1	1	1	1	
Bathroom 浴室	Lighting Point 燈位	5	5	5	5	5	5	5	5	5	5	5	5	5	5	5	5	5	5	5	5	5	5	5	
	Gas Water Heater Temperature Control Panel 煤氣熱水爐溫度控制板	1	1	1	1	1	1	1	1	1	1	1	1	1	1	1	1	1	1	1	1	1	1	1	
	Lighting Point for Cabinet 櫃燈位	2	2	2	2	2	2	2	2	2	2	2	2	2	2	2	2	2	2	2	2	2	2	2	
	Fused Spur Unit for Exhaust Fan 抽氣扇接線位	1	1	1	1	1	1	1	1	1	1	1	1	1	1	1	1	1	1	1	1	1	1	1	
	13A Single Socket Outlet 13A單位電插座	1	1	1	1	1	1	1	1	1	1	1	1	1	1	1	1	1	1	1	1	1	1	1	

Notes:

- “1, 2,” as shown in the above table denotes the quantity of such provision(s) provided in the residential unit.
- The symbol “-” as shown in the above table denotes “Not provided” or “Not applicable”.
- The quantity of the lighting switch shown in the schedule denotes the quantity of switch faceplate.
- Houses 4, 13, 14 and 24 are omitted.

備註:

- 上表「1, 2,」表示提供於該住宅單位內的裝置數量。
- 上表「-」代表「不提供」或「不適用」。
- 說明表所顯示的燈掣數量是表示燈掣面板的數量。
- 不設洋房4號、13號、14號及24號。

FITTINGS, FINISHES AND APPLIANCES

裝置、裝修物料及設備

Schedule of Mechanical and Electrical Provisions
機電裝置數量說明表

Location 位置	Description 描述	Tower 7 第7座								Tower 8 第8座								Tower 9 第9座							
		G/F 地下		1/F 1樓		2/F -3/F & 5/F - 12/F 2樓至3樓及 5樓至12樓		15/F 15樓		G/F 地下		1/F 1樓		2/F -3/F & 5/F - 12/F 2樓至3樓及 5樓至12樓		15/F 15樓		G/F 地下		1/F 1樓		2/F -3/F & 5/F - 12/F 2樓至3樓及 5樓至12樓		15/F 15樓	
		A	B	A	B	A	B	A	B	A	B	A	B	A	B	A	B	A	B	A	B	A	B	A	B
Kitchen 廚房	Lighting Point 燈位	6	6	6	6	6	6	6	6	6	6	6	6	6	6	6	6	6	6	6	6	6	6	6	
	Lighting Switch 燈掣	-	-	1	1	1	1	-	-	-	-	1	1	1	1	-	-	-	-	1	1	1	1	-	-
	Switched Fused Spur Unit for Exhaust Fan 抽氣扇開關掣連接線位	1	1	1	1	1	1	1	1	1	1	1	1	1	1	1	1	1	1	1	1	1	1	1	
	Switched Fused Spur Unit for Gas Water Heater 煤氣熱水爐開關掣連接線位	2	2	2	2	2	2	2	2	2	2	2	2	2	2	2	2	2	2	2	2	2	2	2	
	13A Twin Socket Outlet for Domino Town Gas Wok Burner and Domino Town Gas Double Burner 13A 雙位電插座 (單頭煤氣煮 食爐及雙頭煤氣煮食爐用)	1	1	1	1	1	1	1	1	1	1	1	1	1	1	1	1	1	1	1	1	1	1	1	
	13A Single Socket Outlet for Built-in Refrigerator 13A單位電插座(嵌入式雪櫃用)	1	1	1	1	1	1	1	1	1	1	1	1	1	1	1	1	1	1	1	1	1	1	1	
	13A Single Socket Outlet for Cooker Hood 13A單位電插座(抽油煙機用)	1	1	1	1	1	1	1	1	1	1	1	1	1	1	1	1	1	1	1	1	1	1	1	
	Fused Spur Unit for Built-in Oven with Microwave 嵌入式微波焗爐接線位	1	1	1	1	1	1	1	1	1	1	1	1	1	1	1	1	1	1	1	1	1	1	1	
	Fused Spur Unit for Built-in Steam Oven 嵌入式蒸爐接線位	1	1	1	1	1	1	1	1	1	1	1	1	1	1	1	1	1	1	1	1	1	1	1	
	13A Single Socket Outlet for Built-in Wine Cellar 13A單位電插座(嵌入式酒櫃用)	1	1	1	1	1	1	1	1	1	1	1	1	1	1	1	1	1	1	1	1	1	1	1	
	13A Twin Socket Outlet 13A雙位電插座	2	2	2	2	2	2	2	2	2	2	2	2	2	2	2	2	2	2	2	2	2	2	2	
	Door Bell 門鐘	1	1	1	1	1	1	1	1	1	1	1	1	1	1	1	1	1	1	1	1	1	1	1	
	Video Door Phone 視像對講機	1	1	1	1	1	1	1	1	1	1	1	1	1	1	1	1	1	1	1	1	1	1	1	

Notes:

- “1, 2,” as shown in the above table denotes the quantity of such provision(s) provided in the residential unit.
- The symbol “-” as shown in the above table denotes “Not provided” or “Not applicable”.
- The quantity of the lighting switch shown in the schedule denotes the quantity of switch faceplate.
- Houses 4, 13, 14 and 24 are omitted.

備註:

- 上表「1, 2,」表示提供於該住宅單位內的裝置數量。
- 上表「-」代表「不提供」或「不適用」。
- 說明表所顯示的燈掣數量是表示燈掣面板的數量。
- 不設洋房4號、13號、14號及24號。

FITTINGS, FINISHES AND APPLIANCES

裝置、裝修物料及設備

Schedule of Mechanical and Electrical Provisions
機電裝置數量說明表

Location 位置	Description 描述	Tower 7 第7座								Tower 8 第8座								Tower 9 第9座							
		G/F 地下		1/F 1樓		2/F -3/F & 5/F - 12/F 2樓至3樓及 5樓至12樓		15/F 15樓		G/F 地下		1/F 1樓		2/F -3/F & 5/F - 12/F 2樓至3樓及 5樓至12樓		15/F 15樓		G/F 地下		1/F 1樓		2/F -3/F & 5/F - 12/F 2樓至3樓及 5樓至12樓		15/F 15樓	
		A	B	A	B	A	B	A	B	A	B	A	B	A	B	A	B	A	B	A	B	A	B	A	B
Utility Room 工作間	Lighting Point 燈位	1	1	1	1	1	1	1	1	1	1	1	1	1	1	1	1	1	1	1	1	1	1	1	
	Lighting Switch 燈掣	2	2	3	3	3	3	2	2	2	2	3	3	3	3	2	2	2	2	3	3	3	3	2	2
	Switch for Exhaust Fan 抽氣扇開關掣	1	1	1	1	1	1	1	1	1	1	1	1	1	1	1	1	1	1	1	1	1	1	1	
	Switched Fused Spur Unit for Indoor Air-conditioning Unit 室內空調機開關掣連接線位	1	1	1	1	1	1	1	1	1	1	1	1	1	1	1	1	1	1	1	1	1	1	1	
	Miniature Circuit Breakers (MCB) Board 配電箱	1	1	1	1	1	1	1	1	1	1	1	1	1	1	1	1	1	1	1	1	1	1	1	
	13A Single Socket Outlet 13A單位電插座	1	1	1	1	1	1	1	1	1	1	1	1	1	1	1	1	1	1	1	1	1	1	1	
	13A Single Socket Outlet for Freestanding Washer & Dryer 2 in 1 13A獨立式2合1 洗衣乾衣機電插座	1	1	1	1	1	1	1	1	1	1	1	1	1	1	1	1	1	1	1	1	1	1	1	
	Connection Point for Freestanding Washer & Dryer 2 in 1 (Water Inlet) 獨立式2合1洗衣乾衣機 接駁點(來水位)	1	1	1	1	1	1	1	1	1	1	1	1	1	1	1	1	1	1	1	1	1	1	1	
Connection Point for Freestanding Washer & Dryer 2 in 1 (Water Outlet) 獨立式2合1洗衣乾衣機 接駁點(去水位)	1	1	1	1	1	1	1	1	1	1	1	1	1	1	1	1	1	1	1	1	1	1	1		
Lavatory 洗手間	Lighting Point 燈位	1	1	1	1	1	1	1	1	1	1	1	1	1	1	1	1	1	1	1	1	1	1	1	
	Fused Spur Unit for Exhaust Fan 抽氣扇接線位	1	1	1	1	1	1	1	1	1	1	1	1	1	1	1	1	1	1	1	1	1	1	1	
Balcony 露台	Lighting Point 燈位	-	-	1	1	1	1	1	1	-	-	1	1	1	1	1	1	-	-	1	1	1	1	1	
Utility Platform 工作平台	Lighting Point 燈位	-	-	-	1	1	1	-	-	-	-	-	1	1	1	-	-	-	-	-	-	1	1	-	

Notes:

- “1, 2,” as shown in the above table denotes the quantity of such provision(s) provided in the residential unit.
- The symbol “-” as shown in the above table denotes “Not provided” or “Not applicable”.
- The quantity of the lighting switch shown in the schedule denotes the quantity of switch faceplate.
- Houses 4, 13, 14 and 24 are omitted.

備註:

- 上表「1, 2,」表示提供於該住宅單位內的裝置數量。
- 上表「-」代表「不提供」或「不適用」。
- 說明表所顯示的燈掣數量是表示燈掣面板的數量。
- 不設洋房4號、13號、14號及24號。

FITTINGS, FINISHES AND APPLIANCES

裝置、裝修物料及設備

Schedule of Mechanical and Electrical Provisions
機電裝置數量說明表

Location 位置	Description 描述	Tower 7 第7座								Tower 8 第8座								Tower 9 第9座								
		G/F 地下		1/F 1樓		2/F -3/F & 5/F - 12/F 2樓至3樓及 5樓至12樓		15/F 15樓		G/F 地下		1/F 1樓		2/F -3/F & 5/F - 12/F 2樓至3樓及 5樓至12樓		15/F 15樓		G/F 地下		1/F 1樓		2/F -3/F & 5/F - 12/F 2樓至3樓及 5樓至12樓		15/F 15樓		
		A	B	A	B	A	B	A	B	A	B	A	B	A	B	A	B	A	B	A	B	A	B	A	B	A
Air-conditioning Plant Room 空調機房	Lighting Point 燈位	-	-	1	1	1	1	-	-	-	-	1	1	1	1	-	-	-	1	1	1	1	1	1	-	-
	13A Weatherproof Single Socket Outlet 13A防水單位電插座	-	-	1	1	1	1	-	-	-	-	1	1	1	1	-	-	-	1	1	1	1	1	1	-	-
	32A Weatherproof Isolator for Outdoor Air-conditioning Unit 32A防水室外空調機開關掣	-	-	2	2	2	2	-	-	-	-	2	2	2	2	-	-	-	2	2	2	2	2	2	-	-
Uncovered Air-conditioning Plant Area 無上蓋空調機空間	Lighting Point 燈位	1	1	-	-	-	-	1	1	1	1	-	-	-	-	1	1	1	-	-	-	-	-	-	1	1
	Weatherproof Lighting Switch 防水燈掣	1	1	-	-	-	-	1	1	1	1	-	-	-	-	1	1	1	-	-	-	-	-	-	1	1
	32A Weatherproof Isolator for Outdoor Air-conditioning Unit 32A防水室外空調機開關掣	2	2	-	-	-	-	2	2	2	2	-	-	-	-	2	2	2	-	-	-	-	-	-	2	2
Garden 花園	Lighting Point 燈位	12	12	-	-	-	-	-	-	12	12	-	-	-	-	-	-	12	12	-	-	-	-	-	-	-
	13A Weatherproof Single Socket Outlet 13A防水單位電插座	3	3	-	-	-	-	-	-	3	3	-	-	-	-	-	-	3	3	-	-	-	-	-	-	-
Flat Roof 平台	Lighting Point 燈位	-	-	1	-	-	-	-	-	-	-	1	-	-	-	-	-	-	-	1	1	-	-	-	-	-
Roof 天台	Lighting Point 燈位	-	-	-	-	-	-	8	8	-	-	-	-	-	-	8	8	-	-	-	-	-	-	-	8	8
	Weatherproof Lighting Switch 防水燈掣	-	-	-	-	-	-	2	2	-	-	-	-	-	-	2	2	-	-	-	-	-	-	-	2	2
	13A Weatherproof Single Socket Outlet 13A防水單位插座	-	-	-	-	-	-	2	2	-	-	-	-	-	-	2	2	-	-	-	-	-	-	-	2	2
Staircase of Basement Floor to G/F 地庫層往地下樓梯	Lighting Point 燈位	2	2	-	-	-	-	-	-	2	2	-	-	-	-	-	-	2	2	-	-	-	-	-	-	-
	Lighting Switch 燈掣	1	1	-	-	-	-	-	-	1	1	-	-	-	-	-	-	1	1	-	-	-	-	-	-	-
Staircase Connecting to the Roof 通往天台的樓梯	Lighting Point 燈位	-	-	-	-	-	-	4	4	-	-	-	-	-	-	4	4	-	-	-	-	-	-	-	4	4

Notes:

- “1, 2,” as shown in the above table denotes the quantity of such provision(s) provided in the residential unit.
- The symbol “-” as shown in the above table denotes “Not provided” or “Not applicable”.
- The quantity of the lighting switch shown in the schedule denotes the quantity of switch faceplate.
- Houses 4, 13, 14 and 24 are omitted.

備註:

- 上表「1, 2,」表示提供於該住宅單位內的裝置數量。
- 上表「-」代表「不提供」或「不適用」。
- 說明表所顯示的燈掣數量是表示燈掣面板的數量。
- 不設洋房4號、13號、14號及24號。

FITTINGS, FINISHES AND APPLIANCES

裝置、裝修物料及設備

Schedule of Mechanical and Electrical Provisions
機電裝置數量說明表

Location 位置	Description 描述	Tower 10 第10座																			
		G/F 地下				1/F 1樓						2/F - 3/F & 5/F - 12/F 2樓至3樓及5樓至12樓						15/F 15樓			
		A	B	C	D	A	B	C	D	E	F	A	B	C	D	E	F	A	B	C	D
Unit Main Entrance Door 單位大門入口	Door Bell Push Button 門鐘按鈕	1	1	1	1	1	1	1	1	1	1	1	1	1	1	1	1	1	1	1	1
Living Room & Dining Room 客廳及飯廳	Lighting Point 燈位	6	3	3	6	5	2	3	3	2	5	5	2	3	3	2	5	5	3	3	5
	Lighting Switch 燈掣	6	5	5	6	6	4	5	5	4	6	6	4	5	5	4	6	7	5	5	7
	TV / FM Outlet 電視 / 電台插座	2	2	2	2	2	1	2	2	1	2	2	1	2	2	1	2	2	2	2	2
	Telephone Outlet 電話插座	1	1	1	1	1	1	1	1	1	1	1	1	1	1	1	1	1	1	1	1
	Switch for Gas Water Heater 煤氣熱水爐開關掣	1	-	-	1	1	-	-	-	-	1	1	-	-	-	-	1	1	-	-	1
	Switch for Electric Water Heater 電熱水爐開關掣	-	2	2	-	-	2	2	2	2	-	-	2	2	2	2	-	-	2	2	-
	Switch for Exhaust Fan 抽氣扇開關掣	2	1	1	2	2	1	1	1	1	2	2	1	1	1	1	2	2	1	1	2
	Switched Fused Spur Unit for Indoor Air-conditioning Unit 室內空調機開關掣連接線位	2	2	2	2	2	1	1	1	1	2	2	1	1	1	1	2	2	2	2	2
	13A Socket for Built-in Refrigerator 13A電插座(嵌入式雪櫃用)	-	-	-	-	-	1	-	-	1	-	-	1	-	-	1	-	-	-	-	-
	13A Single Socket Outlet 13A單位電插座	3	2	2	3	3	2	2	2	2	3	3	2	2	2	2	3	3	1	1	3
	13A Twin Socket Outlet 13A雙位電插座	2	2	2	2	2	1	2	2	1	2	2	1	2	2	1	2	2	2	2	2
	Door Bell 門鐘	-	-	-	-	-	1	1	1	1	-	-	1	1	1	1	-	-	1	1	-
	Video Door Phone 視像對講機	1	1	1	1	1	1	1	1	1	1	1	1	1	1	1	1	1	1	1	1
Miniature Circuit Breakers (MCB) Board 配電箱	-	-	-	-	-	1	-	-	1	-	-	1	-	-	1	-	-	1	1	-	

Notes:

- “1, 2,” as shown in the above table denotes the quantity of such provision(s) provided in the residential unit.
- The symbol “-” as shown in the above table denotes “Not provided” or “Not applicable”.
- The quantity of the lighting switch shown in the schedule denotes the quantity of switch faceplate.
- Houses 4, 13, 14 and 24 are omitted.

備註:

- 上表「1, 2,」表示提供於該住宅單位內的裝置數量。
- 上表「-」代表「不提供」或「不適用」。
- 說明表所顯示的燈掣數量是表示燈掣面板的數量。
- 不設洋房4號、13號、14號及24號。

FITTINGS, FINISHES AND APPLIANCES

裝置、裝修物料及設備

Schedule of Mechanical and Electrical Provisions
機電裝置數量說明表

Location 位置	Description 描述	Tower 10 第10座																			
		G/F 地下				1/F 1樓						2/F - 3/F & 5/F - 12/F 2樓至3樓及5樓至12樓						15/F 15樓			
		A	B	C	D	A	B	C	D	E	F	A	B	C	D	E	F	A	B	C	D
Master Bedroom 主人睡房	Lighting Point 燈位	1	1	1	1	1	-	1	1	-	1	1	-	1	1	-	1	1	1	1	1
	Lighting Switch 燈掣	3	3	3	3	3	-	2	2	-	3	3	-	2	2	-	3	3	2	2	3
	TV / FM Outlet 電視 / 電台插座	1	1	1	1	1	-	1	1	-	1	1	-	1	1	-	1	1	1	1	1
	Telephone Outlet 電話插座	1	1	1	1	1	-	1	1	-	1	1	-	1	1	-	1	1	1	1	1
	Switch for Gas Water Heater 煤氣熱水爐開關掣	1	-	-	1	1	-	-	-	-	1	1	-	-	-	-	1	1	-	-	1
	Switch for Electric Water Heater 電熱水爐開關掣	-	1	1	-	-	-	-	-	-	-	-	-	-	-	-	-	-	1	1	-
	Switch for Exhaust Fan 抽氣扇開關掣	1	1	1	1	1	-	-	-	-	1	1	-	-	-	-	1	1	1	1	1
	Switched Fused Spur Unit for Indoor Air-conditioning Unit 室內空調機開關掣連接線位	1	1	1	1	1	-	1	1	-	1	1	-	1	1	-	1	1	1	1	1
	13A Single Socket Outlet 13A單位插座	2	2	2	2	2	-	2	2	-	2	2	-	2	2	-	2	2	2	2	2
	13A Twin Socket Outlet 13A雙位電插座	1	1	1	1	1	-	1	1	-	1	1	-	1	1	-	1	1	1	1	1
Bedroom 1 睡房1	Lighting Point 燈位	1	1	1	1	1	-	1	1	-	1	1	-	1	1	-	1	1	1	1	1
	Lighting Switch 燈掣	1	1	1	1	1	-	1	1	-	1	1	-	1	1	-	1	1	1	1	1
	TV / FM Outlet 電視 / 電台插座	1	1	1	1	1	-	1	1	-	1	1	-	1	1	-	1	1	1	1	1
	Switched Fused Spur Unit for Indoor Air-conditioning Unit 室內空調機開關掣連接線位	1	1	1	1	1	-	1	1	-	1	1	-	1	1	-	1	1	1	1	1
	13A Twin Socket Outlet 13A雙位電插座	2	2	2	2	2	-	2	2	-	2	2	-	2	2	-	2	2	2	2	2

Notes:

- “1, 2,” as shown in the above table denotes the quantity of such provision(s) provided in the residential unit.
- The symbol “-” as shown in the above table denotes “Not provided” or “Not applicable”.
- The quantity of the lighting switch shown in the schedule denotes the quantity of switch faceplate.
- Houses 4, 13, 14 and 24 are omitted.

備註:

- 上表「1, 2,」表示提供於該住宅單位內的裝置數量。
- 上表「-」代表「不提供」或「不適用」。
- 說明表所顯示的燈掣數量是表示燈掣面板的數量。
- 不設洋房4號、13號、14號及24號。

FITTINGS, FINISHES AND APPLIANCES

裝置、裝修物料及設備

Schedule of Mechanical and Electrical Provisions
機電裝置數量說明表

Location 位置	Description 描述	Tower 10 第10座																			
		G/F 地下				1/F 1樓						2/F - 3/F & 5/F - 12/F 2樓至3樓及5樓至12樓						15/F 15樓			
		A	B	C	D	A	B	C	D	E	F	A	B	C	D	E	F	A	B	C	D
Bedroom 2 睡房2	Lighting Point 燈位	1	1	1	1	1	-	-	-	-	1	1	-	-	-	-	1	1	1	1	1
	Lighting Switch 燈掣	1	1	1	1	1	-	-	-	-	1	1	-	-	-	-	1	1	1	1	1
	TV / FM Outlet 電視 / 電台插座	1	1	1	1	1	-	-	-	-	1	1	-	-	-	-	1	1	1	1	1
	Switched Fused Spur Unit for Indoor Air-conditioning Unit 室內空調機開關掣連接線位	1	1	1	1	1	-	-	-	-	1	1	-	-	-	-	1	1	1	1	1
	13A Twin Socket Outlet 13A 雙位電插座	2	2	2	2	2	-	-	-	-	2	2	-	-	-	-	2	2	2	2	2
Store Room 儲物室	Lighting Point 燈位	-	-	-	-	-	-	1	1	-	-	-	-	1	1	-	-	-	-	-	-
	Lighting Switch 燈掣	-	-	-	-	-	-	1	1	-	-	-	-	1	1	-	-	-	-	-	-
	Switched Fused Spur Unit for Indoor Air-conditioning Unit 室內空調機開關掣連接線位	-	-	-	-	-	-	1	1	-	-	-	-	1	1	-	-	-	-	-	-
	13A Single Socket Outlet 13A單位電插座	-	-	-	-	-	-	1	1	-	-	-	-	1	1	-	-	-	-	-	-
	Miniature Circuit Breakers (MCB) Board 配電箱	-	-	-	-	-	-	1	1	-	-	-	-	1	1	-	-	-	-	-	-

Notes:

- “1, 2,” as shown in the above table denotes the quantity of such provision(s) provided in the residential unit.
- The symbol “-” as shown in the above table denotes “Not provided” or “Not applicable”.
- The quantity of the lighting switch shown in the schedule denotes the quantity of switch faceplate.
- Houses 4, 13, 14 and 24 are omitted.

備註:

- 上表「1, 2,」表示提供於該住宅單位內的裝置數量。
- 上表「-」代表「不提供」或「不適用」。
- 說明表所顯示的燈掣數量是表示燈掣面板的數量。
- 不設洋房4號、13號、14號及24號。

FITTINGS, FINISHES AND APPLIANCES

裝置、裝修物料及設備

Schedule of Mechanical and Electrical Provisions
機電裝置數量說明表

Location 位置	Description 描述	Tower 10 第10座																			
		G/F 地下				1/F 1樓						2/F - 3/F & 5/F - 12/F 2樓至3樓及5樓至12樓						15/F 15樓			
		A	B	C	D	A	B	C	D	E	F	A	B	C	D	E	F	A	B	C	D
Master Bathroom 主人浴室	Lighting Point 燈位	5	5	5	5	5	-	-	-	-	5	5	-	-	-	-	5	5	5	5	5
	Gas Water Heater Temperature Control Panel 煤氣熱水爐溫度控制板	1	-	-	1	1	-	-	-	-	1	1	-	-	-	-	1	1	-	-	1
	Electric Water Heater Control Panel 電熱水爐溫度控制板	-	1	1	-	-	-	-	-	-	-	-	-	-	-	-	-	-	1	1	-
	Lighting Point for Cabinet 櫃燈位	2	2	2	2	2	-	-	-	-	2	2	-	-	-	-	2	2	2	2	2
	Fused Spur for Thermo Ventilator 浴室換氣暖風機接線位	-	1	1	-	-	-	-	-	-	-	-	-	-	-	-	-	-	1	1	-
	Fused Spur Unit for Gas Water Heater 煤氣熱水爐接線位	1	-	-	1	1	-	-	-	-	1	1	-	-	-	-	1	1	-	-	1
	32A Weatherproof Isolator for Electric Water Heater 32A 防水電熱水爐開關制	-	1	1	-	-	-	-	-	-	-	-	-	-	-	-	-	-	1	1	-
	Fused Spur Unit for Exhaust Fan 抽氣線接線位	1	1	1	1	1	-	-	-	-	1	1	-	-	-	-	1	1	1	1	1
	13A Single Socket Outlet 13A單位電插座	1	1	1	1	1	-	-	-	-	1	1	-	-	-	-	1	1	1	1	1

Notes:

- “1, 2,” as shown in the above table denotes the quantity of such provision(s) provided in the residential unit.
- The symbol “-” as shown in the above table denotes “Not provided” or “Not applicable”.
- The quantity of the lighting switch shown in the schedule denotes the quantity of switch faceplate.
- Houses 4, 13, 14 and 24 are omitted.

備註：

- 上表「1, 2,」表示提供於該住宅單位內的裝置數量。
- 上表「-」代表「不提供」或「不適用」。
- 說明表所顯示的燈掣數量是表示燈掣面板的數量。
- 不設洋房4號、13號、14號及24號。

FITTINGS, FINISHES AND APPLIANCES

裝置、裝修物料及設備

Schedule of Mechanical and Electrical Provisions
機電裝置數量說明表

Location 位置	Description 描述	Tower 10 第10座																			
		G/F 地下				1/F 1樓						2/F - 3/F & 5/F - 12/F 2樓至3樓及5樓至12樓						15/F 15樓			
		A	B	C	D	A	B	C	D	E	F	A	B	C	D	E	F	A	B	C	D
Bathroom 浴室	Lighting Point 燈位	4	5	5	4	4	4	5	5	4	4	4	4	5	5	4	4	4	5	5	4
	Gas Water Heater Temperature Control Panel 煤氣熱水爐溫度控制板	1	-	-	1	1	-	-	-	-	1	1	-	-	-	-	1	1	-	-	1
	Electric Water Heater Control Panel 電熱水爐溫度控制板	-	1	1	-	-	1	1	1	1	-	-	1	1	1	1	-	-	1	1	-
	Lighting Point for Cabinet 櫃燈位	2	2	2	2	2	2	2	2	2	2	2	2	2	2	2	2	2	2	2	2
	Fused Spur Unit for Gas Water Heater 煤氣熱水爐接線位	1	-	-	1	1	-	-	-	-	1	1	-	-	-	-	1	1	-	-	1
	32A Weatherproof Isolator for Electric Water Heater 32A 防水電熱水爐開關制	-	1	1	-	-	1	1	1	1	-	-	1	1	1	1	-	-	1	1	-
	Fused Spur Unit for Thermo Ventilator 浴室換氣暖風機接線位	-	1	1	-	-	1	1	1	1	-	-	1	1	1	1	-	-	1	1	-
	Fused Spur Unit for Exhaust Fan 抽氣扇接線位	1	1	1	1	1	1	1	1	1	1	1	1	1	1	1	1	1	1	1	1
	13A Single Socket Outlet 13A單位電插座	1	1	1	1	1	1	1	1	1	1	1	1	1	1	1	1	1	1	1	1

Notes:

- “1, 2,” as shown in the above table denotes the quantity of such provision(s) provided in the residential unit.
- The symbol “-” as shown in the above table denotes “Not provided” or “Not applicable”.
- The quantity of the lighting switch shown in the schedule denotes the quantity of switch faceplate.
- Houses 4, 13, 14 and 24 are omitted.

備註：

- 上表「1, 2,」表示提供於該住宅單位內的裝置數量。
- 上表「-」代表「不提供」或「不適用」。
- 說明表所顯示的燈掣數量是表示燈掣面板的數量。
- 不設洋房4號、13號、14號及24號。

FITTINGS, FINISHES AND APPLIANCES

裝置、裝修物料及設備

Schedule of Mechanical and Electrical Provisions
機電裝置數量說明表

Location 位置	Description 描述	Tower 10 第10座																			
		G/F G樓				1/F 1樓						2/F - 3/F & 5/F - 12/F 2樓至3樓及5樓至12樓						15/F 15樓			
		A	B	C	D	A	B	C	D	E	F	A	B	C	D	E	F	A	B	C	D
Kitchen / Open Kitchen 廚房 / 開放式廚房	Lighting Point 燈位	6	2	2	6	6	-	-	-	-	6	6	-	-	-	-	6	6	-	-	6
	13A Twin Socket Outlet for Domino Town Gas Wok Burner and Domino Town Gas Double Burner 13A 雙位電插座 (單頭煤氣煮食爐及雙頭煤氣煮 食爐用)	1	-	-	1	1	-	-	-	-	1	1	-	-	-	-	1	1	-	-	1
	13A Socket Outlet for Built-in Refrigerator 13A電插座(嵌入式雪櫃用)	1	1	1	1	1	-	1	1	-	1	1	-	1	1	-	1	1	1	1	1
	13A Socket Outlet for Cooker Hood 13A電插座(抽油煙機用)	1	1	1	1	1	-	-	-	-	1	1	-	-	-	-	1	1	1	1	1
	13A Socket Outlet for Telescopic Hood 13A電插座(拉趟式抽油煙機用)	-	-	-	-	-	1	1	1	1	-	-	1	1	1	1	-	-	-	-	-
	Fused Spur Unit for Built-in Oven with Microwave 嵌入式微波焗爐接線位	1	1	1	1	1	-	-	-	-	1	1	-	-	-	-	1	1	1	1	1
	Fused Spur Unit for Built-in Steam Oven 嵌入式蒸爐接線位	1	1	1	1	1	-	-	-	-	1	1	-	-	-	-	1	1	1	1	1
	Fused Spur Unit for Built-in Combination Steam Oven 嵌入式蒸焗爐接線位	-	-	-	-	-	1	1	1	1	-	-	1	1	1	1	-	-	-	-	-
	20A Fused Spur Unit for Induction Hob 20A電磁爐接線位	-	-	-	-	-	1	1	1	1	-	-	1	1	1	1	-	-	-	-	-
	40A Fused Spur Unit for Induction Hob 40A電磁爐接線位	-	1	1	-	-	-	-	-	-	-	-	-	-	-	-	-	-	1	1	-
	32A Weatherproof Isolator for Electric Water Heater 32A 防水電熱水爐開關制	-	1	1	-	-	1	1	1	1	-	-	1	1	1	1	-	-	1	1	-
	Fused Spur Unit for Exhaust Fan 抽氣扇接線位	1	-	-	1	1	-	-	-	-	1	1	-	-	-	-	1	1	-	-	1
	13A Twin Socket Outlet 13A雙位電插座	2	2	2	2	2	1	2	2	1	2	2	1	2	2	1	2	2	2	2	2

Notes:

- “1, 2,” as shown in the above table denotes the quantity of such provision(s) provided in the residential unit.
- The symbol “-” as shown in the above table denotes “Not provided” or “Not applicable”.
- The quantity of the lighting switch shown in the schedule denotes the quantity of switch faceplate.
- Houses 4, 13, 14 and 24 are omitted.

備註:

- 上表「1, 2,」表示提供於該住宅單位內的裝置數量。
- 上表「-」代表「不提供」或「不適用」。
- 說明表所顯示的燈掣數量是表示燈掣面板的數量。
- 不設洋房4號、13號、14號及24號。

FITTINGS, FINISHES AND APPLIANCES

裝置、裝修物料及設備

Schedule of Mechanical and Electrical Provisions
機電裝置數量說明表

Location 位置	Description 描述	Tower 10 第10座																			
		G/F G樓				1/F 1樓						2/F - 3/F & 5/F - 12/F 2樓至3樓及5樓至12樓						15/F 15樓			
		A	B	C	D	A	B	C	D	E	F	A	B	C	D	E	F	A	B	C	D
Kitchen / Open Kitchen 廚房 / 開放式廚房	13A Single Socket Outlet for Built-in Washer & Dryer 2 in 1 13A單位電插座 (嵌入式2合1洗衣乾衣機)	1	1	1	1	1	1	1	1	1	1	1	1	1	1	1	1	1	1	1	1
	Connection Point for Built-in Washer & Dryer 2 in 1 (Water Inlet) 嵌入式2合1洗衣乾衣機 接駁點(來水位)	1	1	1	1	1	1	1	1	1	1	1	1	1	1	1	1	1	1	1	1
	Connection Point for Built-in Washer & Dryer 2 in 1 (Water Outlet) 嵌入式2合1洗衣乾衣機 接駁點(去水位)	1	1	1	1	1	1	1	1	1	1	1	1	1	1	1	1	1	1	1	1
	Miniature Circuit Breakers (MCB) Board 配電箱	1	1	1	1	-	-	-	-	-	-	-	-	-	-	-	-	-	-	-	-
	Door Bell 門鐘	1	1	1	1	1	-	-	-	-	1	1	-	-	-	-	1	1	-	-	1

Notes:

- “1, 2,” as shown in the above table denotes the quantity of such provision(s) provided in the residential unit.
- The symbol “-” as shown in the above table denotes “Not provided” or “Not applicable”.
- The quantity of the lighting switch shown in the schedule denotes the quantity of switch faceplate.
- Houses 4, 13, 14 and 24 are omitted.

備註:

- 上表「1, 2,」表示提供於該住宅單位內的裝置數量。
- 上表「-」代表「不提供」或「不適用」。
- 說明表所顯示的燈掣數量是表示燈掣面板的數量。
- 不設洋房4號、13號、14號及24號。

FITTINGS, FINISHES AND APPLIANCES

裝置、裝修物料及設備

Schedule of Mechanical and Electrical Provisions
機電裝置數量說明表

Location 位置	Description 描述	Tower 10 第10座																			
		G/F G樓				1/F 1樓						2/F - 3/F & 5/F - 12/F 2樓至3樓及5樓至12樓						15/F 15樓			
		A	B	C	D	A	B	C	D	E	F	A	B	C	D	E	F	A	B	C	D
Utility Room 工作間	Lighting Point 燈位	-	-	-	-	1	-	-	-	-	1	1	-	-	-	-	1	1	-	-	1
	Lighting Switch 燈掣	-	-	-	-	2	-	-	-	-	2	2	-	-	-	-	2	2	-	-	2
	Switch for Exhaust Fan 抽氣扇開關掣	-	-	-	-	1	-	-	-	-	1	1	-	-	-	-	1	1	-	-	1
	Switched Fused Spur Unit for Indoor Air-conditioning Unit 室內空調機開關掣連接線位	-	-	-	-	1	-	-	-	-	1	1	-	-	-	-	1	1	-	-	1
	Miniature Circuit Breakers (MCB) Board 配電箱	-	-	-	-	1	-	-	-	-	1	1	-	-	-	-	1	1	-	-	1
	13A Single Socket Outlet 13A單位電插座	-	-	-	-	1	-	-	-	-	1	1	-	-	-	-	1	1	-	-	1
Lavatory 洗手間	Lighting Point 燈位	-	-	-	-	1	-	-	-	-	1	1	-	-	-	-	1	1	-	-	1
	Fused Spur Unit for Exhaust Fan 抽氣扇接線位	-	-	-	-	1	-	-	-	-	1	1	-	-	-	-	1	1	-	-	1
Balcony 露台	Lighting Point 燈位	-	-	-	-	1	1	1	1	1	1	1	1	1	1	1	1	1	1	1	1
Garden 花園	Lighting Point 燈位	5	7	7	5	-	-	-	-	-	-	-	-	-	-	-	-	-	-	-	-
	13A Weatherproof Single Socket Outlet 13A防水單位插座	1	1	1	1	-	-	-	-	-	-	-	-	-	-	-	-	-	-	-	-
Roof 天台	Lighting Point 燈位	-	-	-	-	-	-	-	-	-	-	-	-	-	-	-	-	4	5	5	4
	13A Weatherproof Single Socket Outlet 13A防水單位插座	-	-	-	-	-	-	-	-	-	-	-	-	-	-	-	-	2	2	2	2
Staircase Connecting to the Roof 通往天台的樓梯	Lighting Point 燈位	-	-	-	-	-	-	-	-	-	-	-	-	-	-	-	-	4	4	4	4
	Lighting Switch 燈掣	-	-	-	-	-	-	-	-	-	-	-	-	-	-	-	-	2	2	2	2

Notes:

- “1, 2,” as shown in the above table denotes the quantity of such provision(s) provided in the residential unit.
- The symbol “-” as shown in the above table denotes “Not provided” or “Not applicable”.
- The quantity of the lighting switch shown in the schedule denotes the quantity of switch faceplate.
- Houses 4, 13, 14 and 24 are omitted.

備註:

- 上表「1, 2,」表示提供於該住宅單位內的裝置數量。
- 上表「-」代表「不提供」或「不適用」。
- 說明表所顯示的燈掣數量是表示燈掣面板的數量。
- 不設洋房4號、13號、14號及24號。

FITTINGS, FINISHES AND APPLIANCES

裝置、裝修物料及設備

Schedule of Mechanical and Electrical Provisions
機電裝置數量說明表

Location 位置	Description 描述	Houses 獨立屋				
		House 1 洋房1號	House 2, 8, 18, 27, 28 洋房2號、8號、18號、 27號、28號	House 5 洋房5號	House 9, 19, 33 洋房9號、19號、33號	House 3, 6 - 7, 10 - 12, 15 - 17, 20 - 23, 25 - 26, 29 - 32 洋房3號、6至7號、 10至12號、15至17號、 20至23號、25至26號、 29至32號
Main Gate Entrance 閘門入口	Visitor Panel 視像對講機	1	1	1	1	1
	Switch for Gate Lock 閘門開關掣	1	-	-	-	-
	Switch for Car Gate Lock 車閘門開關掣	1	-	-	-	-
Entrance Foyer 門廳	Lighting Point 燈位	1	1	1	1	1
	Lighting Switch 燈掣	1	2	2	2	2
Foyer 前廳	Lighting Point 燈位	6	-	-	-	-
	Lighting Switch 燈掣	12	-	-	-	-
	Switched Fused Spur Unit for Indoor Air-conditioning Unit 室內空調機開關掣連接線位	2	-	-	-	-
	Temperature Control Panel for Indoor Air-conditioning Unit 室內空調機溫度控制板	4	-	-	-	-
	Switch for Exhaust Fan 抽氣扇開關掣	2	-	-	-	-
	Switch for Electric Water Heater 電熱水爐開關掣	2	-	-	-	-
	13A Single Socket Outlet 13A單位電插座	2	-	-	-	-
	13A Twin Socket Outlet 13A雙位電插座	1	-	-	-	-
	Video Door Phone 視像電話	1	-	-	-	-

Notes:

- “1, 2,” as shown in the above table denotes the quantity of such provision(s) provided in the residential unit.
- The symbol “-” as shown in the above table denotes “Not provided” or “Not applicable”.
- The quantity of the lighting switch shown in the schedule denotes the quantity of switch faceplate.
- Houses 4, 13, 14 and 24 are omitted.

備註：

- 上表「1, 2,」表示提供於該住宅單位內的裝置數量。
- 上表「-」代表「不提供」或「不適用」。
- 說明表所顯示的燈掣數量是表示燈掣面板的數量。
- 不設洋房4號、13號、14號及24號。

FITTINGS, FINISHES AND APPLIANCES

裝置、裝修物料及設備

Schedule of Mechanical and Electrical Provisions
機電裝置數量說明表

Location 位置	Description 描述	Houses 獨立屋					
		House 1 洋房1號	House 2, 8, 18, 27, 28 洋房2號、8號、18號、 27號、28號	House 5 洋房5號	House 9 & 19 洋房9號及19號	House 3, 6 - 7, 10 - 12, 15 - 17, 20 - 23, 25 - 26, 29 - 32 洋房3號、6至7號、 10至12號、15至17號、 20至23號、25至26號、 29至32號	House 33 洋房33號
Living Room & Dining Room 客廳及飯廳	Lighting Point 燈位	11	6	14	5	9	5
	Lighting Point for Cabinet 櫃燈位	1	-	2	1	1	1
	Lighting Switch 燈掣	5	7	5	3	3	4
	TV / FM Outlet 電視 / 電台插座	1	3	1	2	2	2
	Telephone & Data Outlet 電話及數據插座	1	3	1	2	2	1
	Switched Fused Spur Unit for Indoor Air-conditioning Unit 室內空調機開關掣連接線位	5	5	3	3	3	3
	Temperature Control Panel for Indoor Air-conditioning Unit 室內空調機溫度控制板	3	5	3	3	3	3
	13A Single Socket for Built-in Fridge 13A單位電插座(嵌入式冰櫃用)	1	-	1	1	1	1
	13A Single Socket for Warmer Drawer 13A單位電插座(嵌入式保溫櫃用)	1	-	1	1	1	1
	13A Single Socket for Built-in Wine Cellar 13A單位電插座(嵌入式酒櫃用)	1	-	1	1	1	1
	13A Single Socket for Coffee Machine 13A單位電插座(咖啡機用)	1	-	1	1	1	1
	Switch for Exhaust Fan 抽氣扇開關掣	1	2	1	1	1	1
	13A Single Socket Outlet 13A單位電插座	3	4	2	3	3	2
	13A Twin Socket Outlet 13A雙位電插座	2	3	3	3	3	3
	Switch for Gas Water Heater 煤氣熱水爐開關掣	1	-	-	-	-	-
Fused Spur Unit for Electric Curtain 電窗簾接線位	5	-	3	-	-	-	

Notes:

- “1, 2,” as shown in the above table denotes the quantity of such provision(s) provided in the residential unit.
- The symbol “-” as shown in the above table denotes “Not provided” or “Not applicable”.
- The quantity of the lighting switch shown in the schedule denotes the quantity of switch faceplate.
- Houses 4, 13, 14 and 24 are omitted.

備註：

- 上表「1, 2,」表示提供於該住宅單位內的裝置數量。
- 上表「-」代表「不提供」或「不適用」。
- 說明表所顯示的燈掣數量是表示燈掣面板的數量。
- 不設洋房4號、13號、14號及24號。

FITTINGS, FINISHES AND APPLIANCES

裝置、裝修物料及設備

Schedule of Mechanical and Electrical Provisions
機電裝置數量說明表

Location 位置	Description 描述	Houses 獨立屋					
		House 1 洋房1號	House 2, 8, 18, 27, 28 洋房2號、8號、18號、 27號、28號	House 5 洋房5號	House 9 & 19 洋房9號及19號	House 3, 6 - 7, 10 - 12, 15 - 17, 20 - 23, 25 - 26, 29 - 32 洋房3號、6至7號、 10至12號、15至17號、 20至23號、25至26號、 29至32號	House 33 洋房33號
Master Bedroom 主人睡房	Lighting Point 燈位	10	6	15	5	4	4
	Lighting Point for Cabinet 櫃燈位	-	-	3	-	-	-
	Lighting Switch 燈掣	5	6	3	5	5	3
	Switch for Gas Water Heater 煤氣熱水爐開關掣	1	-	-	-	-	-
	TV / FM Outlet 電視 / 電台插座	2	1	1	1	1	1
	Telephone Outlet 電話插座	-	2	1	1	1	1
	Telephone & Data Outlet 電話及數據插座	2	1	1	2	1	2
	Switched Fused Spur Unit for Indoor Air-conditioning Unit 室內空調機開關掣連接線位	4	4	2	3	2	3
	Temperature Control Panel for Indoor Air-conditioning Unit 室內空調機溫度控制板	4	4	2	3	2	3
	Switch for Exhaust Fan 抽氣扇開關掣	1	1	1	1	1	1
	13A Single Socket Outlet 13A單位電插座	4	6	4	3	3	3
	13A Twin Socket Outlet 13A雙位電插座	3	1	1	1	1	1
Fused Spur Unit for Electric Curtain 電窗簾接線位	9	-	-	-	-	-	

Notes:

1. "1, 2," as shown in the above table denotes the quantity of such provision(s) provided in the residential unit.
2. The symbol "-" as shown in the above table denotes "Not provided" or "Not applicable".
3. The quantity of the lighting switch shown in the schedule denotes the quantity of switch faceplate.
4. Houses 4, 13, 14 and 24 are omitted.

備註：

1. 上表「1, 2,"表示提供於該住宅單位內的裝置數量。
2. 上表「-」代表「不提供」或「不適用」。
3. 說明表所顯示的燈掣數量是表示燈掣面板的數量。
4. 不設洋房4號、13號、14號及24號。

FITTINGS, FINISHES AND APPLIANCES

裝置、裝修物料及設備

Schedule of Mechanical and Electrical Provisions
機電裝置數量說明表

Location 位置	Description 描述	Houses 獨立屋					
		House 1 洋房1號	House 2, 8, 18, 27, 28 洋房2號、8號、18號、 27號、28號	House 5 洋房5號	House 9 & 19 洋房9號及19號	House 3, 6 - 7, 10 - 12, 15 - 17, 20 - 23, 25 - 26, 29 - 32 洋房3號、6至7號、 10至12號、15至17號、 20至23號、25至26號、 29至32號	House 33 洋房33號
Bedroom 1 睡房1	Lighting Point 燈位	5	3	5	2	1	2
	Lighting Point for Cabinet 櫃燈位	-	-	1	-	-	-
	Lighting Switch 燈掣	4	5	4	3	4	3
	Switch for Gas Water Heater 煤氣熱水爐開關掣	1	-	-	-	-	-
	TV / FM Outlet 電視 / 電台插座	1	1	1	1	1	1
	Telephone Outlet 電話插座	1	1	1	1	1	1
	Telephone & Data Outlet 電話及數據插座	1	1	1	1	1	1
	Switched Fused Spur Unit for Indoor Air-conditioning Unit 室內空調機開關掣連接線位	2	2	1	1	1	1
	Switch for Exhaust Fan 抽氣扇開關掣	1	1	1	1	1	1
	13A Single Socket Outlet 13A單位電插座	6	4	3	2	2	2
	13A Twin Socket Outlet 13A雙位電插座	1	1	1	1	1	2
Fused Spur Unit for Electric Curtain 電窗簾接線位	1	-	-	-	-	-	

Notes:

- “1, 2,” as shown in the above table denotes the quantity of such provision(s) provided in the residential unit.
- The symbol “-” as shown in the above table denotes “Not provided” or “Not applicable”.
- The quantity of the lighting switch shown in the schedule denotes the quantity of switch faceplate.
- Houses 4, 13, 14 and 24 are omitted.

備註：

- 上表「1, 2,」表示提供於該住宅單位內的裝置數量。
- 上表「-」代表「不提供」或「不適用」。
- 說明表所顯示的燈掣數量是表示燈掣面板的數量。
- 不設洋房4號、13號、14號及24號。

FITTINGS, FINISHES AND APPLIANCES

裝置、裝修物料及設備

Schedule of Mechanical and Electrical Provisions
機電裝置數量說明表

Location 位置	Description 描述	Houses 獨立屋				
		House 1 洋房1號	House 2, 8, 18, 27, 28 洋房2號、8號、18號、 27號、28號	House 5 洋房5號	House 9, 19, 33 洋房9號、19號、33號	House 3, 6 - 7, 10 - 12, 15 - 17, 20 - 23, 25 - 26, 29 - 32 洋房3號、6至7號、 10至12號、15至17號、 20至23號、25至26號、 29至32號
Bedroom 2 睡房2	Lighting Point 燈位	2	1	11	1	2
	Lighting Point for Cabinet 櫃燈位	-	-	1	-	-
	Lighting Switch 燈掣	4	3	3	2	3
	Switch for Water Heater 電熱水爐開關掣	1	-	-	-	-
	TV / FM Outlet 電視 / 電台插座	1	1	1	1	1
	Telephone Outlet 電話插座	1	1	1	1	1
	Telephone & Data Outlet 電話及數據插座	1	1	1	1	1
	Switched Fused Spur Unit for Indoor Air-conditioning Unit 室內空調機開關掣連接線位	1	1	1	1	1
	Switch for Exhaust Fan 抽氣扇開關掣	1	1	1	-	1
	13A Single Socket Outlet 13A單位電插座	5	2	1	2	2
	13A Twin Socket Outlet 13A雙位電插座	1	1	1	1	1
Fused Spur Unit for Electric Curtain 電窗簾接線位	1	-	-	-	-	

Notes:

- “1, 2,” as shown in the above table denotes the quantity of such provision(s) provided in the residential unit.
- The symbol “-” as shown in the above table denotes “Not provided” or “Not applicable”.
- The quantity of the lighting switch shown in the schedule denotes the quantity of switch faceplate.
- Houses 4, 13, 14 and 24 are omitted.

備註：

- 上表「1, 2,」表示提供於該住宅單位內的裝置數量。
- 上表「-」代表「不提供」或「不適用」。
- 說明表所顯示的燈掣數量是表示燈掣面板的數量。
- 不設洋房4號、13號、14號及24號。

FITTINGS, FINISHES AND APPLIANCES

裝置、裝修物料及設備

Schedule of Mechanical and Electrical Provisions
機電裝置數量說明表

Location 位置	Description 描述	Houses 獨立屋				
		House 1 洋房1號	House 2, 8, 18, 27, 28 洋房2號、8號、18號、 27號、28號	House 5 洋房5號	House 9, 19, 33 洋房9號、19號、33號	House 3, 6 - 7, 10 - 12, 15 - 17, 20 - 23, 25 - 26, 29 - 32 洋房3號、6至7號、 10至12號、15至17號、 20至23號、25至26號、 29至32號
Bedroom 3 睡房3	Lighting Point 燈位	4	2	-	1	1
	Lighting Switch 燈掣	3	4	-	2	2
	Switch for Gas Water Heater 煤氣熱水爐開關掣	1	-	-	-	-
	TV / FM Outlet 電視 / 電台插座	1	1	-	1	1
	Telephone Outlet 電話插座	1	1	-	1	1
	Telephone & Data Outlet 電話及數據插座	1	1	-	1	1
	Switched Fused Spur Unit for Indoor Air-conditioning Unit 室內空調機開關掣連接線位	2	1	-	1	1
	Switch for Exhaust Fan 抽氣扇開關掣	1	1	-	-	-
	13A Single Socket Outlet 13A單位電插座	5	2	-	2	2
	13A Twin Socket Outlet 13A雙位電插座	1	1	-	1	1
Fused Spur Unit for Electric Curtain 電窗簾接線位	1	-	-	-	-	

Notes:

- “1, 2,” as shown in the above table denotes the quantity of such provision(s) provided in the residential unit.
- The symbol “-” as shown in the above table denotes “Not provided” or “Not applicable”.
- The quantity of the lighting switch shown in the schedule denotes the quantity of switch faceplate.
- Houses 4, 13, 14 and 24 are omitted.

備註：

- 上表「1, 2,」表示提供於該住宅單位內的裝置數量。
- 上表「-」代表「不提供」或「不適用」。
- 說明表所顯示的燈掣數量是表示燈掣面板的數量。
- 不設洋房4號、13號、14號及24號。

FITTINGS, FINISHES AND APPLIANCES

裝置、裝修物料及設備

Schedule of Mechanical and Electrical Provisions
機電裝置數量說明表

Location 位置	Description 描述	Houses 獨立屋				
		House 1 洋房1號	House 2, 8, 18, 27, 28 洋房2號、8號、18號、 27號、28號	House 5 洋房5號	House 9, 19, 33 洋房9號、19號、33號	House 3, 6 - 7, 10 - 12, 15 - 17, 20 - 23, 25 - 26, 29 - 32 洋房3號、6至7號、 10至12號、15至17號、 20至23號、25至26號、 29至32號
Bedroom 4 睡房4	Lighting Point 燈位	1	-	-	-	-
	Lighting Switch 燈掣	2	-	-	-	-
	TV / FM Outlet 電視 / 電台插座	1	-	-	-	-
	Telephone Outlet 電話插座	1	-	-	-	-
	Telephone & Data Outlet 電話及數據插座	1	-	-	-	-
	Switched Fused Spur Unit for Indoor Air-conditioning Unit 室內空調機開關掣連接線位	1	-	-	-	-
	13A Single Socket Outlet 13A單位電插座	4	-	-	-	-
	13A Twin Socket Outlet 13A雙位電插座	1	-	-	-	-
	Fused Spur Unit for Electric Curtain 電窗簾接線位	1	-	-	-	-
Bedroom 5 睡房5	Lighting Point 燈位	1	-	-	-	-
	Lighting Switch 燈掣	2	-	-	-	-
	TV / FM Outlet 電視 / 電台插座	1	-	-	-	-
	Telephone Outlet 電話插座	1	-	-	-	-
	Telephone & Data Outlet 電話及數據插座	1	-	-	-	-
	Switched Fused Spur Unit for Indoor Air-conditioning Unit 室內空調機開關掣連接線位	1	-	-	-	-
	13A Single Socket Outlet 13A單位電插座	5	-	-	-	-
	13A Twin Socket Outlet 13A雙位電插座	1	-	-	-	-
	Fused Spur Unit for Electric Curtain 電窗簾接線位	1	-	-	-	-

Notes:

- “1, 2,” as shown in the above table denotes the quantity of such provision(s) provided in the residential unit.
- The symbol “-” as shown in the above table denotes “Not provided” or “Not applicable”.
- The quantity of the lighting switch shown in the schedule denotes the quantity of switch faceplate.
- Houses 4, 13, 14 and 24 are omitted.

備註:

- 上表「1, 2,」表示提供於該住宅單位內的裝置數量。
- 上表「-」代表「不提供」或「不適用」。
- 說明表所顯示的燈掣數量是表示燈掣面板的數量。
- 不設洋房4號、13號、14號及24號。

FITTINGS, FINISHES AND APPLIANCES

裝置、裝修物料及設備

Schedule of Mechanical and Electrical Provisions
機電裝置數量說明表

Location 位置	Description 描述	Houses 獨立屋					
		House 1 洋房1號	House 2, 8, 18, 27, 28 洋房2號、8號、18號、 27號、28號	House 5 洋房5號	House 9 & 19 洋房9號及19號	House 3, 6 - 7, 10 - 12, 15 - 17, 20 - 23, 25 - 26, 29 - 32 洋房3號、6至7號、 10至12號、15至17號、 20至23號、25至26號、 29至32號	House 33 洋房33號
Study Room 書房	Lighting Point 燈位	1	-	-	-	-	-
	Lighting Switch 燈掣	1	-	-	-	-	-
	TV / FM Outlet 電視/電台插座	1	-	-	-	-	-
	Telephone & Data Outlet 電話及數據插座	1	-	-	-	-	-
	Switched Fused Spur Unit for Indoor Air-conditioning Unit 室內空調機開關掣連接線位	1	-	-	-	-	-
	13A Single Socket Outlet 13A單位電插座	1	-	-	-	-	-
	13A Twin Socket Outlet 13A雙位電插座	1	-	-	-	-	-
	Fused Spur Unit for Electric Curtain 電窗簾接線位	2	-	-	-	-	-
Family Room 家庭廳	Lighting Point 燈位	5	3	12	4	-	5
	Lighting Point for Cabinet 櫃燈位	-	-	1	-	-	-
	Lighting Switch 燈掣	2	5	5	5	-	4
	Telephone Outlet 電話插座	-	1	-	-	-	-
	TV / FM Outlet 電視/電台插座	1	1	1	1	-	1
	Telephone & Data Point 電話/數據位	1	1	1	1	-	1
	Switched Fused Spur Unit for Indoor Air-conditioning Unit 室內空調機開關掣連接線位	2	1	1	1	-	1
	Switch for Exhaust Fan 抽氣扇開關掣	-	1	-	1	-	1
	13A Single Socket Outlet 13A單位電插座	1	2	3	3	-	3
	13A Twin Socket Outlet 13A雙位電插座	1	1	1	1	-	1
	Video Door Phone 視像對講機	1	1	1	1	-	1
	Temperature Control Panel for Indoor Air-conditioning Unit 室內空調機溫度控制板	2	-	-	-	-	-

Notes:

- “1, 2,” as shown in the above table denotes the quantity of such provision(s) provided in the residential unit.
- The symbol “-” as shown in the above table denotes “Not provided” or “Not applicable”.
- The quantity of the lighting switch shown in the schedule denotes the quantity of switch faceplate.
- Houses 4, 13, 14 and 24 are omitted.

備註:

- 上表「1, 2,」表示提供於該住宅單位內的裝置數量。
- 上表「-」代表「不提供」或「不適用」。
- 說明表所顯示的燈掣數量是表示燈掣面板的數量。
- 不設洋房4號、13號、14號及24號。

FITTINGS, FINISHES AND APPLIANCES

裝置、裝修物料及設備

Schedule of Mechanical and Electrical Provisions
機電裝置數量說明表

Location 位置	Description 描述	Houses 獨立屋					
		House 1 洋房1號	House 2, 8, 18, 27, 28 洋房2號、8號、18號、 27號、28號	House 5 洋房5號	House 9 & 19 洋房9號及19號	House 3, 6 - 7, 10 - 12, 15 - 17, 20 - 23, 25 - 26, 29 - 32 洋房3號、6至7號、 10至12號、15至17號、 20至23號、25至26號、 29至32號	House 33 洋房33號
Master Bathroom 主人浴室	Lighting Point 燈位	17	6	6	6	6	7
	Gas Water Heater Temperature Control Panel 煤氣熱水爐溫度控制板	1	1	1	1	1	1
	Temperature Control Panel for Indoor Air-conditioning Unit 室內空調機溫度控制板	1	1	1	1	1	1
	Switched Fused Spur Unit for Indoor Air-conditioning Unit 室內空調機開關掣連接線位	1	1	1	1	1	1
	Lighting Point for Cabinet 櫃燈位	2	2	2	2	2	2
	Fused Spur Unit for Towel Warmer 毛巾保暖機接線位	1	1	1	1	1	1
	Fused Spur Unit for Exhaust Fan 抽氣扇接線位	1	1	1	1	1	1
	13A Single Socket Outlet 13A單位電插座	1	2	1	1	1	1
Bathroom 1 浴室1	Lighting Point 燈位	8	4	4	4	4	4
	Gas Water Heater Temperature Control Panel 煤氣熱水爐溫度控制板	1	1	1	1	1	1
	Lighting Point for Cabinet 櫃燈位	2	2	2	2	2	2
	Fused Spur Unit for Gas Water Heater 煤氣熱水爐接線位	2	-	-	-	-	-
	Fused Spur Unit for Thermo Ventilator 浴室換氣暖風機接線位	-	1	1	-	1	-
	Fused Spur Unit for Exhaust Fan 抽氣扇接線位	1	1	1	1	1	1
	13A Single Socket Outlet 13A 單位電插座	1	1	1	1	1	1

Notes:

- “1, 2,” as shown in the above table denotes the quantity of such provision(s) provided in the residential unit.
- The symbol “-” as shown in the above table denotes “Not provided” or “Not applicable”.
- The quantity of the lighting switch shown in the schedule denotes the quantity of switch faceplate.
- Houses 4, 13, 14 and 24 are omitted.

備註：

- 上表「1, 2,」表示提供於該住宅單位內的裝置數量。
- 上表「-」代表「不提供」或「不適用」。
- 說明表所顯示的燈掣數量是表示燈掣面板的數量。
- 不設洋房4號、13號、14號及24號。

FITTINGS, FINISHES AND APPLIANCES

裝置、裝修物料及設備

Schedule of Mechanical and Electrical Provisions
機電裝置數量說明表

Location 位置	Description 描述	Houses 獨立屋				
		House 1 洋房1號	House 2, 8, 18, 27, 28 洋房2號、8號、18號、 27號、28號	House 5 洋房5號	House 9, 19, 33 洋房9號、19號、33號	House 3, 6 - 7, 10 - 12, 15 - 17, 20 - 23, 25 - 26, 29 - 32 洋房3號、6至7號、 10至12號、15至17號、 20至23號、25至26號、 29至32號
Bathroom 2 浴室2	Lighting Point 燈位	6	4	4	4	4
	Gas Water Heater Temperature Control Panel 煤氣熱水爐溫度控制板	-	1	1	1	1
	Electric Water Heater Temperature Control Panel 電熱水爐溫度控制板	1	-	-	-	-
	Lighting Point for Cabinet 櫃燈位	3	2	2	2	2
	32A Weatherproof Isolator for Electric Water Heater 32A 防水熱水爐開關制	1	-	-	-	-
	Fused Spur Unit for Thermo Ventilator 浴室換氣暖風機接線位	-	1	1	1	1
	Fused Spur Unit for Exhaust Fan 抽氣扇接線位	1	1	1	1	1
	13A Single Socket Outlet 13A 單位電插座	1	1	1	1	1
Bathroom 3 浴室3	Lighting Point 燈位	8	4	-	-	-
	Gas Water Heater Temperature Control Panel 煤氣熱水爐溫度控制板	1	1	-	-	-
	Lighting Point for Cabinet 櫃燈位	3	2	-	-	-
	Fused Spur Unit for Thermo Ventilator 浴室換氣暖風機接線位	1	-	-	-	-
	Fused Spur Unit for Exhaust Fan 抽氣線接線位	1	1	-	-	-
	13A Single Socket Outlet 13A 單位電插座	1	1	-	-	-

Notes:

- “1, 2,” as shown in the above table denotes the quantity of such provision(s) provided in the residential unit.
- The symbol “-” as shown in the above table denotes “Not provided” or “Not applicable”.
- The quantity of the lighting switch shown in the schedule denotes the quantity of switch faceplate.
- Houses 4, 13, 14 and 24 are omitted.

備註:

- 上表「1, 2,」表示提供於該住宅單位內的裝置數量。
- 上表「-」代表「不提供」或「不適用」。
- 說明表所顯示的燈掣數量是表示燈掣面板的數量。
- 不設洋房4號、13號、14號及24號。

FITTINGS, FINISHES AND APPLIANCES

裝置、裝修物料及設備

Schedule of Mechanical and Electrical Provisions
機電裝置數量說明表

Location 位置	Description 描述	Houses 獨立屋				
		House 1 洋房1號	House 2, 8, 18, 27, 28 洋房2號、8號、18號、 27號、28號	House 5 洋房5號	House 9, 19, 33 洋房9號、19號、33號	House 3, 6 - 7, 10 - 12, 15 - 17, 20 - 23, 25 - 26, 29 - 32 洋房3號、6至7號、 10至12號、15至17號、 20至23號、25至26號、 29至32號
Bathroom 4 浴室4	Lighting Point 燈位	6	-	-	-	-
	Electric Water Heater Temperature Control Panel 電熱水爐溫度控制板	1	-	-	-	-
	Lighting Point for Cabinet 櫃燈位	2	-	-	-	-
	32A Weatherproof Isolator for Electric Water Heater 32A 防水電熱水爐開關制	1	-	-	-	-
	Fused Spur Unit for Thermo Ventilator 浴室換氣暖風機接線位	1	-	-	-	-
	Fused Spur Unit for Exhaust Fan 抽氣扇接線位	1	-	-	-	-
	13A Single Socket Outlet 13A 單位電插座	1	-	-	-	-
Bathroom 5 浴室5	Lighting Point 燈位	6	-	-	-	-
	Lighting Switch 燈掣	1	-	-	-	-
	Gas Water Heater Temperature Control 煤氣熱水爐溫度控制板	1	-	-	-	-
	Lighting Point for Cabinet 櫃燈位	2	-	-	-	-
	Switch for Exhaust Fan 抽氣扇開關掣	1	-	-	-	-
	Fused Spur Unit for Exhaust Fan 抽氣扇接線位	1	-	-	-	-
	13A Single Socket Outlet 13A 單位電插座	1	-	-	-	-

Notes:

1. "1, 2," as shown in the above table denotes the quantity of such provision(s) provided in the residential unit.
2. The symbol "-" as shown in the above table denotes "Not provided" or "Not applicable".
3. The quantity of the lighting switch shown in the schedule denotes the quantity of switch faceplate.
4. Houses 4, 13, 14 and 24 are omitted.

備註:

1. 上表「1, 2,"表示提供於該住宅單位內的裝置數量。
2. 上表「-」代表「不提供」或「不適用」。
3. 說明表所顯示的燈掣數量是表示燈掣面板的數量。
4. 不設洋房4號、13號、14號及24號。

FITTINGS, FINISHES AND APPLIANCES

裝置、裝修物料及設備

Schedule of Mechanical and Electrical Provisions
機電裝置數量說明表

Location 位置	Description 描述	Houses 獨立屋					
		House 1 洋房1號	House 2, 8, 18, 27, 28 洋房2號、8號、18號、 27號、28號	House 5 洋房5號	House 9 & 19 洋房9號及19號	House 3, 6 - 7, 10 - 12, 15 - 17, 20 - 23, 25 - 26, 29 - 32 洋房3號、6至7號、 10至12號、15至17號、 20至23號、25至26號、 29至32號	House 33 洋房33號
Kitchen 廚房	Lighting Point 燈位	5	6	4	3	4	2
	Lighting Switch 燈掣	1	-	1	1	1	1
	Gas Water Heater Temperature Control Panel 煤氣熱水爐溫度控制板	1	-	-	-	-	-
	Temperature Control Panel for Indoor Air-conditioning Unit 室內空調機溫度控制板	1	1	1	1	1	1
	Switched Fused Spur Unit for Indoor Air-conditioning Unit 室內空調機開關掣連接線位	1	1	1	1	1	1
	Fused Spur for Town Gas 3-Burner Range (with Chinese Wok Burner) 3頭氣體煮食爐(連中式炒鑊用爐頭)接線位	1	-	-	-	-	-
	13A Single Socket Outlet for Town Gas Wok Burner 13A單位電插座(單頭煤氣煮食爐用)	-	1	1	1	1	1
	13A Single for Town Gas Double Burner 13A單位電插座(雙頭煤氣煮食爐用)	-	1	1	1	1	1
	13A Single Socket Outlet for Built-in Refrigerator 13A單位電插座(嵌入式雪櫃用)	1	2	1	1	1	1
	13A Single Socket Outlet for Cooker Hood 13A單位電插座(抽油煙機用)	1	1	1	1	1	1
	13A Single Socket Outlet for Vacuum Drawer 13A單位電插座(真空處理櫃用)	1	1	1	1	1	1
	13A Single Socket Outlet for Coffee Machine 13A單位電插座(咖啡機用)	-	1	-	-	-	-
	13A Single Socket Outlet for Warmer Drawer 13A單位電插座(保溫櫃用)	-	1	-	-	-	-
	Fused Spur Unit for Built-in Oven 嵌入式焗爐接線位	1	1	1	1	1	1
Fused Spur Unit for Built-in Steam Oven with Microwave 嵌入式微波蒸爐接線位	1	1	1	1	1	1	

Notes:

1. "1, 2," as shown in the above table denotes the quantity of such provision(s) provided in the residential unit.
2. The symbol "-" as shown in the above table denotes "Not provided" or "Not applicable".
3. The quantity of the lighting switch shown in the schedule denotes the quantity of switch faceplate.
4. Houses 4, 13, 14 and 24 are omitted.

備註:

1. 上表「1, 2,"表示提供於該住宅單位內的裝置數量。
2. 上表「-」代表「不提供」或「不適用」。
3. 說明表所顯示的燈掣數量是表示燈掣面板的數量。
4. 不設洋房4號、13號、14號及24號。

FITTINGS, FINISHES AND APPLIANCES

裝置、裝修物料及設備

Schedule of Mechanical and Electrical Provisions
機電裝置數量說明表

Location 位置	Description 描述	Houses 獨立屋				
		House 1 洋房1號	House 2, 8, 18, 27, 28 洋房2號、8號、18號、 27號、28號	House 5 洋房5號	House 9, 19, 33 洋房9號、19號、33號	House 3, 6 - 7, 10 - 12, 15 - 17, 20 - 23, 25 - 26, 29 - 32 洋房3號、6至7號、 10至12號、15至17號、 20至23號、25至26號、 29至32號
Kitchen 廚房	13A Single Socket Outlet for Built-in Wine Conditioning Unit 13A單位電插座(嵌入式酒櫃用)	-	1	-	-	-
	Fused Spur Unit for BBQ Grill 燒烤爐接線位	-	1	1	1	1
	Switch for Exhaust Fan 抽氣扇開關掣	-	-	1	1	1
	Fused Spur Unit for Exhaust Fan 抽氣扇接線位	1	1	1	1	1
	13A Single Socket Outlet 13A單位電插座	-	2	-	-	-
	13A Twin Socket Outlet 13A雙位電插座	1	2	2	2	2
	Video Door Phone 視像電話	1	1	1	1	1
Utility Room 工作間	Lighting Point 燈位	1	2	-	-	-
	Lighting Switch 燈掣	7	3	-	-	-
	Switch for Exhaust Fan 抽氣扇開關掣	1	1	-	-	-
	Switched Fused Spur Unit for Indoor Air-conditioning Unit 室內空調機開關掣連接線位	1	1	-	-	-
	13A Single Socket Outlet 13A單位插座	1	1	-	-	-
	Refrigerant Sensor 空調冷媒感測儀	1	1	-	-	-

Notes:

- “1, 2,” as shown in the above table denotes the quantity of such provision(s) provided in the residential unit.
- The symbol “-” as shown in the above table denotes “Not provided” or “Not applicable”.
- The quantity of the lighting switch shown in the schedule denotes the quantity of switch faceplate.
- Houses 4, 13, 14 and 24 are omitted.

備註：

- 上表「1, 2,」表示提供於該住宅單位內的裝置數量。
- 上表「-」代表「不提供」或「不適用」。
- 說明表所顯示的燈掣數量是表示燈掣面板的數量。
- 不設洋房4號、13號、14號及24號。

FITTINGS, FINISHES AND APPLIANCES

裝置、裝修物料及設備

Schedule of Mechanical and Electrical Provisions
機電裝置數量說明表

Location 位置	Description 描述	Houses 獨立屋				
		House 1 洋房1號	House 2, 8, 18, 27, 28 洋房2號、8號、18號、 27號、28號	House 5 洋房5號	House 9, 19, 33 洋房9號、19號、33號	House 3, 6 - 7, 10 - 12, 15 - 17, 20 - 23, 25 - 26, 29 - 32 洋房3號、6至7號、 10至12號、15至17號、 20至23號、25至26號、 29至32號
Utility Room 工作間	Central Remote Controller for Air-conditioning Unit 空調中央控制器	1	1	-	-	-
	Lift Monitor 升降機顯示屏	1	1	-	-	-
	13A Twin Socket Outlet for Freestanding Washer & Dryer 2 in 1 13A雙位電插座(獨立式2合1洗衣乾衣機用)	-	1	-	-	-
	13A Single Socket Outlet for Freestanding Washer 13A單位電插座(獨立式洗衣機用)	1	-	-	-	-
	13A Single Socket Outlet for Freestanding Dryer 13A單位電插座(獨立式乾衣機用)	1	-	-	-	-
	Connection Point for Freestanding Washer & Dryer 2 in 1 (Water Inlet) 獨立式2合1洗衣乾衣機接駁點(來水位)	-	1	-	-	-
	Connection Point for Freestanding Washer & Dryer 2 in 1 (Water Outlet) 獨立式2合1洗衣乾衣機(去水位)	-	1	-	-	-
	Connection Point for Freestanding Washer (Water Inlet) 獨立式洗衣機接駁點(來水位)	1	-	-	-	-
	Connection Point for Freestanding Washer (Water Outlet) 獨立式洗衣機接駁點(去水位)	1	-	-	-	-
	Miniature Circuit Breakers (MCB) Board 配電箱	1	-	-	-	-
	Switch for Gate Lock 閘門開關掣	1	-	-	-	-
	Switch for Car Gate Lock 車閘門開關掣	1	-	-	-	-

Notes:

- “1, 2,” as shown in the above table denotes the quantity of such provision(s) provided in the residential unit.
- The symbol “-” as shown in the above table denotes “Not provided” or “Not applicable”.
- The quantity of the lighting switch shown in the schedule denotes the quantity of switch faceplate.
- Houses 4, 13, 14 and 24 are omitted.

備註：

- 上表「1, 2,」表示提供於該住宅單位內的裝置數量。
- 上表「-」代表「不提供」或「不適用」。
- 說明表所顯示的燈掣數量是表示燈掣面板的數量。
- 不設洋房4號、13號、14號及24號。

FITTINGS, FINISHES AND APPLIANCES

裝置、裝修物料及設備

Schedule of Mechanical and Electrical Provisions
機電裝置數量說明表

Location 位置	Description 描述	Houses 獨立屋				
		House 1 洋房1號	House 2, 8, 18, 27, 28 洋房2號、8號、18號、 27號、28號	House 5 洋房5號	House 9, 19, 33 洋房9號、19號、33號	House 3, 6 - 7, 10 - 12, 15 - 17, 20 - 23, 25 - 26, 29 - 32 洋房3號、6至7號、 10至12號、15至17號、 20至23號、25至26號、 29至32號
Maid Room 工人房	Lighting Point 燈位	1	1	1	1	1
	Lighting Switch 燈掣	1	1	1	1	1
	Switched Fused Spur Unit for Indoor Air-conditioning Unit 室內空調機開關掣連接線位	1	1	1	1	1
	Central Remote Controller for Air-conditioning Unit 空調中央控制器	-	-	1	1	1
	Refrigerant Sensor 空調冷媒感測儀	-	-	1	1	1
	Switch for Exhaust Fan 抽氣扇開關掣	-	-	1	1	1
	Fused Spur Unit for Exhaust Fan 抽氣扇接線位	-	-	1	1	1
	13A Single Socket Outlet 13A單位電插座	-	1	-	-	-
	13A Twin Socket Outlet 13A雙位電插座	1	-	1	1	1
	13A Twin Socket Outlet for Freestanding Washer & Dryer 2 in 1 13A雙位電插座(獨立式2合1洗衣乾衣機用)	-	-	1	1	1
	Connection Point for Freestanding Washer & Dryer 2 in 1 (Water Inlet) 獨立式2合1洗衣乾衣機接駁點(來水位)	-	-	1	1	1
	Connection Point for Freestanding Washer & Dryer 2 in 1 (Water Outlet) 獨立式2合1洗衣乾衣機(去水位)	-	-	1	1	1
	Lift Monitor 升降機顯示屏	-	-	1	1	1

Notes:

- “1, 2,” as shown in the above table denotes the quantity of such provision(s) provided in the residential unit.
- The symbol “-” as shown in the above table denotes “Not provided” or “Not applicable”.
- The quantity of the lighting switch shown in the schedule denotes the quantity of switch faceplate.
- Houses 4, 13, 14 and 24 are omitted.

備註:

- 上表「1, 2,」表示提供於該住宅單位內的裝置數量。
- 上表「-」代表「不提供」或「不適用」。
- 說明表所顯示的燈掣數量是表示燈掣面板的數量。
- 不設洋房4號、13號、14號及24號。

FITTINGS, FINISHES AND APPLIANCES

裝置、裝修物料及設備

Schedule of Mechanical and Electrical Provisions
機電裝置數量說明表

Location 位置	Description 描述	Houses 獨立屋				
		House 1 洋房1號	House 2, 8, 18, 27, 28 洋房2號、8號、18號、 27號、28號	House 5 洋房5號	House 9, 19, 33 洋房9號、19號、33號	House 3, 6 - 7, 10 - 12, 15 - 17, 20 - 23, 25 - 26, 29 - 32 洋房3號、6至7號、 10至12號、15至17號、 20至23號、25至26號、 29至32號
Lavatory 1 洗手間1	Lighting Point 燈位	1	2	1	1	1
	Fused Spur Unit for Exhaust Fan 抽氣扇接線位	1	1	-	-	-
Powder Room 化妝間	Lighting Point 燈位	6	3	3	3	3
	Lighting Point for Cabinet 櫃燈位	2	2	1	1	1
	Fused Spur Unit for Exhaust Fan 抽氣線接線位	1	1	1	1	1
	13A Single Socket Outlet 13A 單位電插座	1	-	-	-	-
	32A Weatherproof Isolator for Electric Water Heater 32A 防水熱水爐開關制	1	-	-	-	-
Flat Roof 平台	Lighting Point 燈位	6	5	2	1	2
	13A Weatherproof Single Socket Outlet 13A防水單位插座	4	3	-	-	-
Balcony 露台	Lighting Point 燈位	-	1	-	-	-
	13A Weatherproof Single Socket Outlet 13A防水單位插座	-	1	-	-	-
Roof 天台	Lighting Point 燈位	19	5	4	4	4
	13A Weatherproof Single Socket Outlet 13A防水單位插座	3	2	1	2	1
Corridor at 1/F 1樓走廊	Lighting Point 燈位	-	-	-	-	3
	Lighting Switch 燈掣	-	-	-	-	5
	Switch for Exhaust Fan 抽氣扇開關掣	-	-	-	-	1
Swimming Pool 游泳池	Lighting Point 燈位	7	-	-	-	-

Notes:

- “1, 2,” as shown in the above table denotes the quantity of such provision(s) provided in the residential unit.
- The symbol “-” as shown in the above table denotes “Not provided” or “Not applicable”.
- The quantity of the lighting switch shown in the schedule denotes the quantity of switch faceplate.
- Houses 4, 13, 14 and 24 are omitted.

備註：

- 上表「1, 2,」表示提供於該住宅單位內的裝置數量。
- 上表「-」代表「不提供」或「不適用」。
- 說明表所顯示的燈掣數量是表示燈掣面板的數量。
- 不設洋房4號、13號、14號及24號。

FITTINGS, FINISHES AND APPLIANCES

裝置、裝修物料及設備

Schedule of Mechanical and Electrical Provisions
機電裝置數量說明表

Location 位置	Description 描述	Houses 獨立屋									
		House 1 洋房1號	House 2 洋房2號	House 3, 7 洋房3號、7號	House 5, 6 洋房5號、6號	House 8, 29 洋房8號、 29號	House 9, 19, 31 - 32 洋房9號、 19號、 31至32號	House 10 - 12, 15 - 17, 20 - 23, 25 - 26 洋房10至 12號、 15至17號、 20至23號、 25至26號	House 18, 27, 33 洋房18號、 27號、33號	House 28 洋房28號	House 30 洋房30號
Garden 花園	Lighting Point 燈位	101	13	13	17	12	8	6	10	19	8
	Weatherproof Lighting Switch 防水燈掣	3	-	-	-	-	-	-	-	-	-
	13A Weatherproof Single Socket Outlet 13A防水單位插座	4	2	2	2	2	2	2	2	2	2
	20A Weatherproof Isolator for Car Entrance Gate 20A 防水車輛入口大閘開關掣	1	-	-	-	-	-	-	-	-	-
	32A Weatherproof Isolator for EV Charger 32A防水電動車充電器開關掣	2	-	-	-	-	-	-	-	-	-

Notes:

- “1, 2, ……” as shown in the above table denotes the quantity of such provision(s) provided in the residential unit.
- The symbol “-” as shown in the above table denotes “Not provided” or “Not applicable”.
- The quantity of the lighting switch shown in the schedule denotes the quantity of switch faceplate.
- Houses 4, 13, 14 and 24 are omitted.

備註：

- 上表「1, 2, ……」表示提供於該住宅單位內的裝置數量。
- 上表「-」代表「不提供」或「不適用」。
- 說明表所顯示的燈掣數量是表示燈掣面板的數量。
- 不設洋房4號、13號、14號及24號。

FITTINGS, FINISHES AND APPLIANCES

裝置、裝修物料及設備

Schedule of Mechanical and Electrical Provisions
機電裝置數量說明表

Location 位置	Description 描述	Houses 獨立屋								
		House 1 洋房1號	House 2 & 8 洋房2號及8號	House 3, 5, 6 & 7 洋房3號、5號、 6號及7號	House 9 - 12, 15 - 17, 19 - 23, 25 - 26 洋房9至12號、 15至17號、 19至23號及 25至26號	House 18 & 27 洋房18號及27號	House 28 洋房28號	House 29 洋房29號	House 30, 31 & 32 洋房30號、31號及32號	House 33 洋房33號
Lift Lobby at Basement Floor (including protected lobby) 地庫層升降機大堂 (包括防煙間)	Lighting Point 燈位	-	3	4	4	4	4	5	3	3
	Lighting Switch 燈掣	-	3	3	3	3	3	3	3	3
	13A Single Socket Outlet 13A 單位電插座	-	1	1	1	1	1	1	1	1
Lobby of Mechanical and Electrical Meter Cabinets at Basement Floor 於地庫層之機電錶櫃前室	Lighting Point 燈位	-	1	1	1	1	-	-	-	-
	Lighting Switch 燈掣	-	1	1	1	1	-	-	-	-
	13A Weatherproof Single Socket Outlet 13A防水單位插座	-	1	1	1	1	-	-	-	-
Electrical Meter Cabinet at Basement Floor 於地庫層之電錶櫃	Miniature Circuit Breakers (MCB) Board 配電箱	-	1	1	1	1	1	1	1	1
Stair 樓梯	Lighting Point 燈位	9	17	17	15	14	14	14	13	11
	Lighting Switch 燈掣	2	5	5	5	5	5	5	5	5
	Weatherproof Lighting Switch 防水燈掣	2	1	1	1	1	1	1	1	1
	Switched Fused Spur Unit for Indoor Air-conditioning Unit 室內空調機開關掣連接線位	-	1	1	1	1	1	1	1	1

Notes:

- “1, 2,” as shown in the above table denotes the quantity of such provision(s) provided in the residential unit.
- The symbol “-” as shown in the above table denotes “Not provided” or “Not applicable”.
- The quantity of the lighting switch shown in the schedule denotes the quantity of switch faceplate.
- Houses 4, 13, 14 and 24 are omitted.

備註:

- 上表「1, 2,」表示提供於該住宅單位內的裝置數量。
- 上表「-」代表「不提供」或「不適用」。
- 說明表所顯示的燈掣數量是表示燈掣面板的數量。
- 不設洋房4號、13號、14號及24號。

FITTINGS, FINISHES AND APPLIANCES

裝置、裝修物料及設備

Schedule of Mechanical and Electrical Provisions
機電裝置數量說明表

Location 位置	Description 描述	Houses 獨立屋				
		House 1 洋房1號	House 2, 8, 18, 27, 28 洋房2號、8號、18號、 27號、28號	House 5 洋房5號	House 9, 19, 33 洋房9號、19號、33號	House 3, 6 - 7, 10 - 12, 15 - 17, 20 - 23, 25 - 26, 29 - 32 洋房3號、6至7號、 10至12號、15至17號、 20至23號、25至26號、 29至32號
Uncovered Air-conditioning Plant Area 無上蓋空調機空間	Weatherproof Lighting Point 防水燈位	2	2	2	2	2
	Weatherproof Lighting Switch 防水燈掣	1	1	1	1	1
	32A Weatherproof Isolator for Outdoor Air-conditioning Unit 32A防水室外空調機開關掣	3	2	2	2	2
	Weatherproof Switched Fused Spur Unit for Gas Water Heater 防水煤氣熱水爐開關掣連接線位	-	3	2	2	2
Uncovered Flushing Water Tank & Filtration Plant Area 無上蓋沖廁水缸及 濾水機空間	Lighting Point 燈位	4	-	-	-	-
	Weatherproof Lighting Switch 防水燈掣	1	-	-	-	-
	13A Weatherproof Single Socket Outlet 13A防水單位插座	1	-	-	-	-
Fire Service Pump Plant Room 消防泵房	Lighting Point 燈位	3	-	-	-	-
	Weatherproof Lighting Switch 防水燈掣	1	-	-	-	-
	13A Weatherproof Single Socket Outlet 13A防水單位插座	1	-	-	-	-
	Weatherproof Switch for Exhaust Fan 防水抽氣扇開關掣	1	-	-	-	-
	Fused Spur Unit for Exhaust Fan 抽氣扇接線位	1	-	-	-	-
Store Room 儲物室	Lighting Point 燈位	1	-	-	-	-
	Lighting Switch 燈掣	1	-	-	-	-

Notes:

- “1, 2,” as shown in the above table denotes the quantity of such provision(s) provided in the residential unit.
- The symbol “-” as shown in the above table denotes “Not provided” or “Not applicable”.
- The quantity of the lighting switch shown in the schedule denotes the quantity of switch faceplate.
- Houses 4, 13, 14 and 24 are omitted.

備註：

- 上表「1, 2,」表示提供於該住宅單位內的裝置數量。
- 上表「-」代表「不提供」或「不適用」。
- 說明表所顯示的燈掣數量是表示燈掣面板的數量。
- 不設洋房4號、13號、14號及24號。

SERVICE AGREEMENTS 服務協議

Potable and flushing water is supplied by Water Supplies Department.

Electricity is supplied by CLP Power Hong Kong Limited.

Towngas is supplied by The Hong Kong and China Gas Company Limited.

食水及沖廁水由水務署供應。

電力由中華電力有限公司供應。

煤氣由香港中華煤氣有限公司供應。

GOVERNMENT RENT 地稅

The owner is liable for the Government Rent payable for the specified residential property up to and including the date of Assignment of the specified residential property.

擁有人就指明住宅物業繳付地稅的法律責任會直至及包括指明住宅物業之轉讓契日期。

MISCELLANEOUS PAYMENTS BY PURCHASER 買方的雜項付款

1. On the delivery of the vacant possession of the specified residential property to the purchaser, the purchaser is liable to reimburse the owner for the deposits for water, electricity and gas.
2. On that delivery, the purchaser is not liable to pay to the owner a debris removal fee.

Remark:

On that delivery, the purchaser should pay to the manager (not the owner) of the Development debris removal fee.

1. 在向買方交付指明住宅物業在空置情況下的管有權時，買方須負責向擁有人補還水、電力及氣體的按金。
2. 在交付時，買方不須向擁有人支付清理廢料的費用。

備註：

在交付時，買方須向發展項目之管理人(而非擁有人)繳付清理廢料的費用。

DEFECT LIABILITY WARRANTY PERIOD 欠妥之處的保養責任期

As provided in the agreement for sale and purchase, the Vendor shall, at its own cost and as soon as reasonably practicable after receipt of a written notice served by the purchaser within six (6) months after the date of completion of the sale and purchase of the specified residential property, remedy any defects to the specified residential property, or the fittings, finishes and appliances incorporated into the Property as set out in the agreement for sale and purchase, caused otherwise than by the act or neglect of the purchaser.

按買賣合約的規定，凡物業或於買賣合約列出裝設於物業內的裝置、裝修物料及設備有欠妥之處，而該欠妥之處並非由買方行為或疏忽造成，則賣方在接獲買方在指明住宅物業之買賣成交日期後的六(6)個月內送達的書面通知後，須於合理地切實可行的範圍內，盡快自費作出補救。

MAINTENANCE OF SLOPES

斜坡維修

1. The land grant requires the owners of the residential properties in the Development to maintain any slope at their own cost.

(a) Terms of the Requirement

Special Condition No.(34) of the Government Grant

“(a) Where there is or has been any cutting away, removal or setting back of any land, or any building-up or filling-in or any slope treatment works of any kind whatsoever, whether with or without the prior written consent of the Director, either within the lot or on any Government land, which is or was done for the purpose of or in connection with the formation, levelling or development of the lot or any part thereof or any other works required to be done by the Purchaser under these Conditions, or for any other purpose, the Purchaser shall at his own expense carry out and construct such slope treatment works, retaining walls or other support, protection, drainage or ancillary or other works as shall or may then or at any time thereafter be necessary to protect and support such land within the lot and also any adjacent or adjoining Government or leased land and to obviate and prevent any falling away, landslip or subsidence occurring thereafter. The Purchaser shall at all times during the term hereby agreed to be granted maintain at his own expense the said land, slope treatment works, retaining walls or other support, protection, drainage or ancillary or other works in good and substantial repair and condition to the satisfaction of the Director.”

(b) Each of the owners of the residential properties is obliged to contribute towards the costs of the maintenance work.

(c) A plan showing the slope and any retaining walls or related structures constructed, or to be constructed, within or outside the land on which the Development is situated:

Please refer to the plan at page 315 of this Sales Brochure.

2. Under the Deed of Mutual Covenant, the manager of the Development has the owners' authority to carry out the maintenance works.

Clause (3:02:01)(aq) of the Deed of Mutual Covenant

“Save and except as otherwise expressly provided in this Deed, the Manager shall be responsible for and shall have full authority to do all such acts and things as may be necessary or requisite for and in connection with the proper and efficient management of the Development, including in particular but without in any way limiting the generality of the foregoing :-

(aq) to engage suitable qualified personnel to inspect, keep and maintain in good substantial repair and condition and carry out any necessary works in respect of the Slope and Retaining Structures in compliance with the Government Grant and in particular in accordance with the Geoguide 5 - Guide to Slope Maintenance issued by the Geotechnical Engineering Office (as amended or substituted from time to time) and the Maintenance Manual and all guidelines issued from time to time by the appropriate Government department regarding the maintenance of the Slope and Retaining Structures. For this purpose, the Manager shall have the right to demand from the Owners, and the Owners shall be liable to pay, such contributions to all the costs lawfully incurred or to be incurred in carrying out such maintenance and repair and any other works in respect of the Slope and Retaining Structures by way of a lump sum or instalments or otherwise as the Manager shall decide. Provided that the Manager shall not be made personally liable for carrying out any such requirements of the Government Grant which shall remain the responsibility of the Owners if, having used all reasonable endeavours, the Manager has not been able to collect the costs of the required works from all Owners. For the purpose of this Clause, the Manager shall include the Owners' Corporation;”

1. 根據批地文件的規定，發展項目中的住宅物業的擁有人須自費維修斜坡。

(a) 有關規定的條款

批地文件特別條款第(34)條

「(a) 如該地段或任何政府土地內現時或以往曾進行過任何削土、移土或土地後移工程、或堆積或堆填或任何類型的斜坡處理工程，不論事前是否獲署長書面同意，而該等工程是為了或關乎該地段或其任何部分的形成、平整或發展的目的或購買人按此等條款而須要完成的工程的目的或其他任何的目的，購買人須自費進行及建造現時或將來不時需要的該等斜坡處理工程、護土牆或其他支撐、防護、排水或附屬或其他工程，以保護和支撐該地段內的土地及任何相鄰或毗鄰的政府土地或已批租土地，同時避免及防止其後發生滑土、山泥傾瀉或地陷。購買人應時刻在協定的整個批租年期內自費保養上述土地、斜坡處理工程、護土牆或其他支撐、防護、排水或附屬或其他工程，以保持其良好充足的維修狀態，以使署長滿意。」

(b) 每名擁有人均須分擔維修工程的費用。

(c) 顯示該斜坡及已經或將會在發展項目所位於的土地之內或之外建造的任何護土牆或有關構築物的圖則：

請參閱本售樓說明書第315頁之圖則。

2. 根據公契，發展項目的管理人獲擁有人授權進行維修工程。

公契第(3:02:01)(aq)條規定：

「除本公契另有明文規定外，管理人須負責並具有充分授權作出為妥善及有效管理發展項目所必要或需要及與其相關的一切行為及事情，在任何方面均不限制上述之一般適用性的前提下，特別包括：

(aq) 聘請合適及合資格的人士，以遵從批地文件並特別按照土力工程處印發的「岩土指南第五冊—斜坡維修指南」（並以不時的修訂或代替條文為準）、保養手冊及相關政府部門不時就保養斜坡及護土構築物發出的一切指引的方式視察、保持和保養斜坡及護土構築物至良好及充足的維修狀況及對其進行任何必要的工程。以此為目的，管理人有權要求業主而業主有責任以一筆過或分期或管理人決定的其他方式分擔進行上述斜坡及護土構築物的保養、維修及任何其他有關工程所招致或將招致的一切合法開支。惟若管理人盡其一切合理努力後仍未能向全體業主收取所需工程的費用，管理人毋須對履行批地文件條款內的任何該等要求承擔個人責任，該等責任仍須由業主承擔。就本條款而言，管理人一詞將包括業主立案法團；」

MAINTENANCE OF SLOPES 斜坡維修



MODIFICATION 修訂

No application to the Government for a modification of the Land Grant for this Development is underway.

發展項目現時並沒有向政府提出申請修訂批地文件。

RELEVANT INFORMATION

有關資料

Noise Mitigation Measures

1. Noise Impact Assessment

The Development is located to the north-east of Yuen Long Highway and to the south-west of Ko Po Road and Kam Tin River. To the west of the site lies the Castle Peak Road (Tam Mei Section). The existing West Rail viaduct would pass through the northern portion of the Development. Noise Impact Assessment has been carried out by the Vendor as required under Special Condition No. (43) of the Land Grant.

2. Noise Impact Assessment Report

A Noise Impact Assessment Report (“the NIAR”) has been approved under Special Condition No. (43) of the Land Grant with reference number R5549_V1.7.doc and dated November 2018. The NIAR will be available in the sales office for inspection by prospective purchaser free of charge (photocopies will be available on payment of photocopying charges).

3. Noise Mitigation Measures

According to Part 5 of the NIAR, the Noise Mitigation Measure specified in the “Schedules of Noise Mitigation Measures” below will be constructed and installed in the Development. The Noise Mitigation Measures are described in details in the NIAR.

4. Schedules of Noise Mitigation Measures

Tower	Floor	Unit	Noise Mitigation Measures
1	1/F - 15/F	A	Specially provided glazing at side opening of Dining Room
	10/F - 15/F		Conversion of part of window opening to fixed glazing of Bedroom 1
	1/F - 15/F	B	Specially provided glazing at side opening of Dining Room
2	1/F - 15/F	A	Specially provided glazing at side opening of Dining Room
	1/F - 15/F	B	Specially provided glazing at side opening of Dining Room
3	1/F - 15/F	A	Specially provided glazing at side opening of Dining Room
	1/F - 15/F	B	Specially provided glazing at side opening of Dining Room
5	1/F - 15/F	A	Specially provided glazing at rear opening of Living Room
	1/F - 15/F	C	Specially provided glazing at rear opening of Living Room
6	1/F - 15/F	A	Specially provided glazing at rear opening of Living Room
	1/F - 15/F	C	Specially provided glazing at rear opening of Living Room
7	1/F - 15/F	A	Specially provided glazing at side opening of Dining Room
	1/F - 15/F		Specially provided glazing at rear opening of Bedroom 2
	1/F - 15/F	B	Specially provided glazing at side opening of Dining Room
8	1/F - 15/F	A	Specially provided glazing at side opening of Dining Room
	1/F - 15/F	B	Specially provided glazing at side opening of Dining Room

Tower	Floor	Unit	Noise Mitigation Measures
9	1/F - 15/F	A	Specially provided glazing at side opening of Dining Room
	1/F - 15/F	B	Specially provided glazing at side opening of Dining Room
	8/F - 15/F		1.0m long vertical acoustic fin with sound absorption material near window opening of Bedroom 1
10	G/F - 15/F	A	Specially provided glazing at rear opening of Dining Room
	G/F & 15/F	D	Specially provided glazing at rear opening of Dining Room
	15/F		Conversion of part of window opening to fixed glazing at Bedroom 1
	15/F		1.0m long vertical acoustic fin with sound absorption material near window opening at Master Bedroom
	1/F - 12/F	F	Specially provided glazing at rear opening of Dining Room
	6/F - 12/F		1.0m long vertical acoustic fin with sound absorption material near window opening at Master Bedroom
11/F - 12/F	Conversion of part of window opening to fixed glazing at Bedroom 1		

Notes:

- For each residential tower, 4/F, 13/F and 14/F are omitted
- Specially provided glazing is fixed glazing (with at least 28mm in thickness and STC not less than 35) with 300mm maintenance window for cleaning and maintenance purpose.

Operation of Gondola

Gondola systems of the residential towers in the Development may operate in the airspace above the balcony, utility platform, flat roof, roof or garden forming part of a residential property.

RELEVANT INFORMATION 有關資料

噪音緩解措施

1. 噪音影響評估

發展項目座落於元朗公路之東北面及高埔路和錦田河之西南面。發展項目之西面為青山公路（潭尾段）；同時，發展項目內北面的部份位置為西鐵高架鐵路所穿過。賣方已根據批地文件特別條款第(43)條進行了噪音影響評估。

2. 噪音影響評估報告

噪音影響評估報告（「噪音影響評估報告」）已根據批地文件特別條款第(43)條獲批（參考編號為 R5549_V1.7.doc 及日期為 2018 年 11 月）。噪音影響評估報告可於售樓處供準買家免費參閱（索取影印本須付影印費）。

3. 噪音緩解措施

根據噪音影響評估報告附錄一，發展項目內將會興建或安裝以下「噪音緩解措施總覽」所列之噪音緩解措施（「噪音緩解措施」）。噪音緩解措施之詳情，請參閱 噪音影響評估報告。

4. 噪音緩解措施總覽

座數	樓層	單位	噪音緩解措施
1	1樓至15樓	A	飯廳之側窗安裝特別窗戶
	10樓至15樓		部份於睡房1之窗戶改為固定窗
	1樓至15樓	B	飯廳之側窗安裝特別窗戶
2	1樓至15樓	A	飯廳之側窗安裝特別窗戶
	1樓至15樓	B	飯廳之側窗安裝特別窗戶
3	1樓至15樓	A	飯廳之側窗安裝特別窗戶
	1樓至15樓	B	飯廳之側窗安裝特別窗戶
5	1樓至15樓	A	客廳之後窗安裝特別窗戶
	1樓至15樓	C	客廳之後窗安裝特別窗戶
6	1樓至15樓	A	客廳之後窗安裝特別窗戶
	1樓至15樓	C	客廳之後窗安裝特別窗戶
7	1樓至15樓	A	飯廳之側窗安裝特別窗戶
	1樓至15樓		睡房2之後窗安裝特別窗戶
	1樓至15樓	B	飯廳之側窗安裝特別窗戶
8	1樓至15樓	A	飯廳之側窗安裝特別窗戶
	1樓至15樓	B	飯廳之側窗安裝特別窗戶

座數	樓層	單位	噪音緩解措施
9	1樓至15樓	A	飯廳之側窗安裝特別窗戶
	1樓至15樓	B	飯廳之側窗安裝特別窗戶
	8樓至15樓		睡房1之可開啟窗附近安裝1米長之垂直防噪音裝飾連吸音物料
10	地下至15樓	A	飯廳之後窗安裝特別窗戶
	地下及15樓	D	飯廳之後窗安裝特別窗戶
	15樓		部份於睡房1之窗戶改為固定窗
	15樓		主人睡房之可開啟窗附近安裝1米長之垂直防噪音裝飾連吸音物料
	1樓至12樓	F	飯廳之後窗安裝特別窗戶
	6樓至12樓		主人睡房之可開啟窗附近安裝1米長之垂直防噪音裝飾連吸音物料
11樓至12樓	部份於睡房1之窗戶改為固定窗		

註：

- 每一座住宅不設4樓、13樓及14樓
- 安裝特別窗戶是指安裝固定窗（其厚度不少於28毫米及隔音等級不少於35）並配有用作清潔及維修用途之300毫米維修窗。

吊船操作

發展項目住宅大樓之吊船系統可能會在屬於住宅物業一部分之露台、工作平台、平台、天台或花園上空操作。

WEBSITE ADDRESS FOR THE DEVELOPMENT 發展項目互聯網網站的網址

The website address designated by the Vendor for the Development for purpose of Part 2 of the Residential Properties (First-hand Sales) Ordinance:
<http://www.crescentgreen.com.hk>

賣方為施行《一手住宅物業銷售條例》第2部就該發展項目指定的互聯網網站的網址：
<http://www.crescentgreen.com.hk>

INFORMATION IN APPLICATION FOR CONCESSION ON GROSS FLOOR AREA OF BUILDING

申請建築物總樓面面積寬免的資料

Breakdown of GFA Concessions Obtained for All Features

獲寬免總樓面面積的設施分項

Latest information on breakdown of GFA concessions as shown on the general building plans submitted to and approved by the Building Authority (BA) prior to the printing of the sales brochure is tabulated below. Information marked (#) may be based on information provided by the Authorized Person if the sales brochure is printed prior to submission of the final amendment plans to the BA. The breakdown of GFA concessions may be subject to further changes until final amendment plans are submitted to and approved by the BA prior to the issuance of the occupation permit for the Development.

於印製售樓說明書前呈交予並已獲建築事務監督批准的一般建築圖則上有關總樓面面積寬免的分項的最新資料，請見下表。如印製售樓說明書時尚未呈交最終修訂圖則予建築事務監督，則有(#)號的資料可以由認可人士提供的資料作為基礎。直至最終修訂圖則於發出發展項目佔用許可證前呈交予並獲建築事務監督批准前，以下分項資料仍可能有所修改。

		Area (m ²) 面積 (平方米)
Disregarded GFA under Building (Planning) Regulations 23(3)(b) 根據《建築物(規劃)規例》第23(3)(b)條例不計算的總樓面面積		
1.	Carpark and loading/unloading area excluding public transport terminus 停車場及上落客貨地方(公共交通總站除外)	4081.700
2.	Plant rooms and similar services 機房及相類設施	
2.1	Mandatory feature or essential plant room, area of which is limited by respective Practice Notes for Authorized Persons, Registered Structural Engineers and Registered Geotechnical Engineers (PNAP) or regulation such as lift machine room, telecommunications and broadcasting (TBE) room, TBE room for access facilities for mobile services, rooftop telecommunications equipment room, intermediate telecommunications equipment room, refuse storage chamber, etc. 所佔面積受相關《認可人士、註冊結構工程師及註冊岩土工程師作業備考》(《作業備考》)或規例限制的強制性設施或必要機房，例如升降機機房、電訊及廣播設備室(訊播室)、為流動通訊接達設施而設的訊播室、天台電訊設備室、中層電訊設備室、垃圾房等	712.001
2.2	Mandatory feature or essential plant room, area of which is NOT limited by any PNAP or regulation such as room occupied solely by fire services installations (FSI) and equipment, meter room, transformer room, potable and flushing water tank, etc. 所佔面積不受任何《作業備考》或規例限制的強制性設施或必要機房，例如僅由消防裝置及設備佔用的房間、電錶房、電力變壓房、食水及鹹水缸等	1995.147
2.3	Non-mandatory or non-essential plant room such as air-conditioning (A/C) plant room, air handling unit (AHU) room, etc. 非強制性或非必要機房，例如空調機房、送風櫃房等；	621.864
Green Features under Joint Practice Notes 1 and 2 根據聯合作業備考第1及第2號提供的環保設施		
3.	Balcony 露台	396.480
4.	Wider common corridor and lift lobby 加闊的公用走廊及升降機大堂	Not Applicable 不適用
5.	Communal sky garden 公用空中花園	Not Applicable 不適用
6.	Acoustic fin 隔聲鰭	Not Applicable 不適用
7.	Wing wall, wind catcher and funnel 翼牆、捕風器及風斗	Not Applicable 不適用
8.	Non-structural prefabricated external wall 非結構預製外牆	404.367
9.	Utility platform 工作平台	164.776
10.	Noise barrier 隔音屏障	Not Applicable 不適用
Amenity Features 適意設施		
11.	Caretaker's quarters, counter, office, store, guard room and lavatory for watchman and management staff and owners' corporation office 管理員宿舍、供保安人員和管理處員工使用的櫃位、辦事處、貯物室、警衛室和廁所，以及業主立案法團辦事處	33.891
12.	Residential Recreational facilities including void, plant room, swimming pool filtration plant room, covered walkway, etc. serving solely the recreational facilities 住戶康樂設施，包括僅供康樂設施使用的中空空間、機房、游泳池的濾水機房、有蓋人行道等	1401.923

INFORMATION IN APPLICATION FOR CONCESSION ON GROSS FLOOR AREA OF BUILDING

申請建築物總樓面面積寬免的資料

Amenity Features 適意設施		Area (m ²) 面積 (平方米)
13.	Covered landscaped and play area 有蓋園景區及遊樂場地	15.650
14.	Horizontal screens/covered walkways and trellis 橫向屏障 / 有蓋人行道及花棚	Not Applicable 不適用
15.	Larger lift shaft 擴大升降機槽	212.998
16.	Chimney shaft 煙囪管道	Not Applicable 不適用
17.	Other non-mandatory or non-essential plant room, such as boiler room, satellite master antenna television (SMATV) room 其他非強制性或非必要機房，例如鍋爐房、衛星電視共用天線房	Not Applicable 不適用
18.	Pipe duct, air duct and vertical riser for mandatory feature or essential plant room 強制性設施或必要機房所需的管槽、氣槽及垂直立管	499.514
19.	Pipe duct, air duct for non-mandatory or non-essential plant room 非強制性設施或非必要機房所需的管槽及氣槽	Not Applicable 不適用
20.	Plant room, pipe duct, air duct for environmentally friendly system and feature 環保系統及設施所需的機房、管槽及氣槽	Not Applicable 不適用
21.	Void in duplex domestic flat and house 複式住宅單位及洋房的中空空間	Not Applicable 不適用
22.	Sunshade and reflector 遮陽篷及反光罩	Not Applicable 不適用
23.	Projecting planters and minor projection such as A/C box, A/C platform, window cill and projecting window 伸出式花槽及小型伸出物，例如空調機箱、空調機平台、窗檻及伸出的窗台	202.176
24.	Other projection such as A/C box and A/C platform not covered in paragraph 3(b) and (c) of PNAP APP-19, and maintenance walkway 《作業備考》APP-19 第3(b)及(c)段沒有涵蓋的其他伸出物，如空調機箱及空調機平台，及維修通道	Not Applicable 不適用
Other Exempted Items 其他項目		
25.	Refuge floor including refuge floor cum sky garden 庇護層，包括庇護層兼空中花園	Not Applicable 不適用
26.	Covered area under large projecting/ overhanging feature 大型伸出/ 外懸設施下的有蓋地方	Not Applicable 不適用
27.	Public transport terminus 公共交通總站	Not Applicable 不適用
28.	Party structure and common staircase 共用構築物及公用樓梯	Not Applicable 不適用
29.	Horizontal area of staircase, lift shaft and vertical duct solely serving floor accepted as not being accountable for GFA 僅供獲接納不計入總樓面面積的樓層使用的樓梯、升降機槽及垂直管道的水平面積	Not Applicable 不適用
30.	Public passage 公眾通道	Not Applicable 不適用
31.	Covered set back area 有蓋的後移部分	Not Applicable 不適用
Bonus GFA 額外總樓面面積		
32.	Bonus GFA 額外總樓面面積	Not Applicable 不適用
Additional Green Features under Joint Practice Note (No. 8) 根據聯合作業備考(第8號)提供的額外環保設施		
33.	Buildings adopting Modular Integrated Construction 採用「組裝合成」建築法的樓宇	Not Applicable 不適用

Note:

The above table is based on the requirements as stipulated in the Practice Note for Authorized Persons, Registered Structural Engineers and Registered Geotechnical Engineers ADM-2 issued by the Buildings Department. The Buildings Department may revise such requirements from time to time as appropriate.

註：上述表格是根據屋宇署所發出的《認可人士、註冊結構工程師及註冊岩土工程師作業備考》ADM-2 規定的要求而制訂的。屋宇署會按實際需要不時更改有關要求。

INFORMATION IN APPLICATION FOR CONCESSION ON GROSS FLOOR AREA OF BUILDING 申請建築物總樓面面積寬免的資料

Environment Assessment of the Building
建築物的環境評估

<p>Green Building Certification</p> <p>Assessment result under the BEAM Plus certification conferred / issued by Hong Kong Green Building Council Limited (HKGBC) for the building prior to the printing of the sales brochure or its addenda.</p> <p>Provisional UNCLASSIFIED</p>  <p>Application no.: PAU0045/19</p>	<p>綠色建築認證</p> <p>在印刷此售樓說明書或其附頁前，本物業根據香港綠色建築議會有限公司頒授 / 發出的綠建環評認證評級。</p> <p>暫定評級 不予評級</p>  <p>申請編號: PAU0045/19</p>
--	---

Estimated Energy Performance or Consumption for the Common Parts of the Development
發展項目的公用部分的預計能量表現或消耗

Latest information on the estimated energy Performance or consumption for the common parts of the Development as submitted to the Building Authority prior to the printing of the sales brochures:
於印製售樓說明書前呈交予建築事務監督發展項目的公用部份的預計能量表現或消耗的最近期資料:

Part I 第 I 部分	
Provision of Central Air Conditioning 提供中央空調	YES 是
Provision of Energy Efficient Features 提供具能源效益的設施	YES 是
Energy Efficient Features proposed: 擬安裝的具能源效益的設施:-	1. LED lighting 發光二極管 2. High efficient air-conditioning units 高效空調機組

INFORMATION IN APPLICATION FOR CONCESSION ON GROSS FLOOR AREA OF BUILDING

申請建築物總樓面面積寬免的資料

Part II: The predicted annual energy use of proposed building/ part of building ^(Note 1) 第 II 部分: 擬興建樓宇/部分樓宇預計每年能源消耗量 ^(註腳1) :-					
Location 位置	Internal Floor Area Served (m ²) 使用有關裝置的內部樓面面積 (平方米)	Annual Energy Use of Baseline Building ^(Note 2) 基線樓宇每年能源消耗量 ^(註腳2)		Annual Energy Use of Proposed Building 擬興建樓宇每年能源消耗量	
		Electricity kWh/ m ² / annum 電力 千瓦小時/平方米/年	Town Gas/ LPG unit/ m ² / annum 煤氣 / 石油氣 用量單位/平方米/年	Electricity kWh/ m ² / annum 電力 千瓦小時/平方米/年	Town Gas/ LPG unit/ m ² / annum 煤氣 / 石油氣 用量單位/平方米/年
Area served by central building services installation ^(Note 3) 有使用中央屋宇裝備裝置 ^(註腳3) 的部分	5860.524	234.13	N/A	190.82	N/A
Part III: The following installation(s) are designed in accordance with the relevant Codes of Practices published by the Electrical & Mechanical Services Department (EMSD) 第三部分: 以下裝置乃按機電工程署公布的相關實務守則設計:-					
Type of Installations 裝置類型	YES 是	NO 否	N/A 不適用		
Lighting Installations 照明裝置	✓				
Air Conditioning Installations 空調裝置	✓				
Electrical Installations 電力裝置	✓				
Lift & Escalator Installations 升降機及自動梯的裝置	✓				
Performance-based Approach 以總能源為本的方法				✓	

Notes:

- In general, the lower the estimated “Annual Energy Use” of the building, the more efficient of the building in terms of energy use. For example, if the estimated “annual energy use of proposed building” is less than the estimated “annual energy use of baseline building”, it means the predicted use of energy is more efficient in the proposed building than in the baseline building. The larger the reduction, the greater the efficiency. The predicted annual energy use, in terms of electricity consumption (kWh/m² /annum) and town gas/LPG consumption (unit/m² /annum), of the Development by the internal floor area served, where: (a) “total annual energy use” has the same meaning of “annual energy use” in the BEAM Plus New Buildings (current version); and (b) “internal floor area”, in relation a building, a space or a unit means the floor area of all enclosed space measured to the internal faces of enclosing external and/or party walls.
- “Baseline Building” has the same meaning as “Baseline Building Model (zero-credit benchmark)” in the BEAM Plus New Buildings (current version).
- “Central Building Services Installation” has the same meaning as that in the Code of Practice for Energy Efficiency of Building Services Installation issued by the Electrical and Mechanical Services Department.

註腳:

- 一般而言，一棟樓宇的預計“每年能源消耗量”愈低，其節約能源的效益愈高。如一棟樓宇預計的“每年能源消耗量”低於該樓宇的“基線樓宇每年能源消耗量”，則代表預計該樓宇的能源應用較其基線樓宇有效，削減幅度愈大則代表有關樓宇能源節約的效益愈高。預計每年能源消耗量[以耗電量(千瓦小時/平方米/年)及煤氣/石油氣消耗量(用量單位/平方米/年)計算]，指將發展項目的每年能源消耗總量除以使用有關裝置的內部樓面面積所得出的商，其中：- (a) “每年能源消耗量”與新建樓宇BEAM Plus 標準（現行版本）中的「年能源消耗」具有相同涵義；及 (b) 樓宇、空間或單位的“內部樓面面積”，指外牆及/ 或共用牆的內壁之內表面起量度出來的樓面面積。
- “基線樓宇”與新建樓宇 BEAM Plus 標準（現行版本）中的“基準建築物模式（零分標準）”具有相同涵義。
- “中央屋宇裝備裝置”與機電工程署發出的《屋宇裝備裝置能源效益實務守則》中的涵義相同。

This page is left blank intentionally
此頁保留空白

There may be future changes to the Development and the surrounding areas.
發展項目及其周邊地區日後可能出現改變。

EXAMINATION RECORD

檢視記錄

Examination / Revision Date 檢視 / 修改日期	Revision Made 所作修改 (If no revisions is required, please state "no revision made") (如無須作出修改, 請註明「並無作出修改」)		
	Page number in version with print date on 15 October 2019 2019年10月15日印製版本之頁數	Page number in revised version with examination date on 30 October 2019 2019年10月30日檢視版本之頁數	Revision Made 所作修改
30 October 2019 2019年10月30日	32 - 33, 36 - 38, 51, 72, 77, 79, 81, 83, 90, 92, 94, 96, 98, 100, 102, 105, 107, 109, 111, 113, 115, 117, 122 - 123, 125, 127, 129, 131	32 - 33, 36 - 38, 51, 72, 77, 79, 81, 83, 90, 92, 94, 96, 98, 100, 102, 105, 107, 109, 111, 113, 115, 117, 122 - 123, 125, 127, 129, 131	Floor Plans of Residential Properties in the Development are updated. 更新發展項目的住宅物業的樓面平面圖。

Examination / Revision Date 檢視 / 修改日期	Revision Made 所作修改 (If no revisions is required, please state "no revision made") (如無須作出修改, 請註明「並無作出修改」)		
	Page number in version with examination date on 30 October 2019 2019年10月30日檢視版本之頁數	Page number in revised version with examination date on 17 December 2019 2019年12月17日檢視版本之頁數	Revision Made 所作修改
17 December 2019 2019年12月17日	18	18	Location Plan of the Development is updated. 更新發展項目的所在位置圖。
	24	24	Layout Plan of the Development is updated. 更新發展項目的布局圖。
	26, 45, 50, 61, 72, 74, 85, 102, 119, 122	26, 45, 50, 61, 72, 74, 85, 102, 119, 122	Floor Plans of Residential Properties in the Development are updated. 更新發展項目的住宅物業的樓面平面圖。
	126, 128, 130, 132, 134	126, 128, 130, 132, 134	The Floor-to-Floor Heights of Residential Properties are updated. 更新住宅物業層與層之間的高度。
	135, 142	135, 142	Area of Residential Properties in the Development is updated. 更新發展項目中的住宅物業的面積。
	148, 149	148, 149	Floor Plans of Parking Spaces in the Development are updated. 更新發展項目中的停車位的樓面平面圖。
	207, 208, 209, 211, 213	207, 208, 209, 211, 213	Elevation Plan is updated. 更新立面圖。
	263, 264, 290, 294, 301, 307, 308	263, 264, 290, 294, 301, 307, 308	Fittings, Finishes and Appliances are updated. 更新裝置、裝修物料及設備。
319	319	Information in Application for Concession on Gross Floor Area of Building is updated. 更新申請建築物總樓面面積寬免的資料。	

EXAMINATION RECORD

檢視記錄

Examination / Revision Date 檢視 / 修改日期	Revision Made 所作修改 (If no revisions is required, please state "no revision made") (如無須作出修改, 請註明「並無作出修改」)		
	Page number in version with examination date on 17 December 2019 2019年12月17日檢視版本之頁數	Page number in revised version with examination date on 16 March 2020 2020年3月16日檢視版本之頁數	Revision Made 所作修改
16 March 2020 2020年3月16日	19	19, 19A, 19B	Aerial Photographs of the Development are revised. 修改發展項目的鳥瞰照片。
	24	24	Layout Plan of the Development is updated. 更新發展項目的布局圖。
	30, 35, 40, 50, 55, 60, 62, 65, 66, 67, 68, 69, 70, 74, 77, 79, 81, 83, 85, 88, 90, 92, 94, 96, 98, 100, 102, 105, 107, 109, 111, 113, 115, 117, 119, 122, 125, 127, 129, 131, 133	30, 35, 40, 50, 55, 60, 62, 65, 66, 67, 68, 69, 70, 74, 77, 79, 81, 83, 85, 88, 90, 92, 94, 96, 98, 100, 102, 105, 107, 109, 111, 113, 115, 117, 119, 122, 125, 127, 129, 131, 133	Floor Plans of Residential Properties in the Development are updated. 更新發展項目的住宅物業的樓面平面圖。
	149	149	Floor Plan of Parking Spaces in the Development is updated. 更新發展項目中的停車位的樓面平面圖。
	187, 188, 189, 190, 191, 192, 193, 194, 195, 196, 197, 198, 199, 200, 201, 202, 203, 204, 205	187, 188, 189, 190, 191, 192, 193, 194, 195, 196, 197, 198, 199, 200, 201, 202, 203, 204, 205	Cross-section Plans of Building in the Development are updated. 更新發展項目中的建築物的橫截面圖。
	206, 207, 208, 209, 210, 211, 212, 213, 214, 215, 216, 217, 218, 219, 220, 221	206, 207, 208, 209, 210, 211, 212, 213, 214, 215, 216, 217, 218, 219, 220, 221	Elevation Plans are updated. 更新立面圖。
	248	248	Fittings, Finishes and Appliances is updated. 更新裝置、裝修物料及設備。
	322	322	Information in Application for Concession on Gross Floor Area of Building is updated. 更新申請建築物總樓面面積寬免的資料。

Examination / Revision Date 檢視 / 修改日期	Revision Made 所作修改 (If no revisions is required, please state "no revision made") (如無須作出修改, 請註明「並無作出修改」)		
	Page number in version with examination date on 16 March 2020 2020年3月16日檢視版本之頁數	Page number in revised version with examination date on 9 June 2020 2020年6月9日檢視版本之頁數	Revision Made 所作修改
9 June 2020 2020年6月9日	19, 19A	19, 19A	Aerial Photographs of the Development are revised. 修改發展項目的鳥瞰照片。
	19B	19B	This page is left blank intentionally 此頁保留空白。
	66, 67, 68, 96, 105, 111, 125, 129, 131, 133	66, 67, 68, 96, 105, 111, 125, 129, 131, 133	Floor Plans of Residential Properties in the Development are updated. 更新發展項目的住宅物業的樓面平面圖。
	241, 242, 245, 246, 294, 295, 296, 300, 301, 305, 306, 307, 308, 309, 310	241, 242, 245, 246, 294, 295, 296, 300, 301, 305, 306, 307, 308, 309, 310	Fittings, Finishes and Appliances are updated. 更新裝置、裝修物料及設備。

EXAMINATION RECORD

檢視記錄

Examination / Revision Date 檢視 / 修改日期	Revision Made 所作修改 (If no revisions is required, please state "no revision made") (如無須作出修改, 請註明「並無作出修改」)		
	Page number in version with print date on 9 June 2020 2020年6月9日印製版本之頁數	Page number in revised version with examination date on 7 September 2020 2020年9月7日檢視版本之頁數	Revision Made 所作修改
7 September 2020 2020年9月7日	8	8	Information on the Development is updated. 更新發展項目的資料。
	11, 14	11, 14	Information on design of the Development is updated. 更新發展項目的設計的資料。
	18	18	Location Plan of the Development is updated. 更新發展項目的所在位置圖。
	23	23	Outline Zoning Plan Relating to the Development is updated. 更新關乎發展項目的分區計劃大綱圖。
	24	24	Layout Plan of the Development is updated. 更新發展項目的布局圖。
	58	58	Floor Plans of Residential Properties in the Development are updated. 更新發展項目的住宅物業的樓面平面圖。
	270, 273, 277, 283, 285, 288, 292	270, 273, 277, 283, 285, 288, 292	Fittings, Finishes and Appliances are updated. 更新裝置、裝修物料及設備。
	320	320	Information in Application for Concession on Gross Floor Area of Building is updated. 更新申請建築物總樓面面積寬免的資料。

EXAMINATION RECORD

檢視記錄

Examination / Revision Date 檢視 / 修改日期	Revision Made 所作修改 (If no revisions is required, please state "no revision made") (如無須作出修改, 請註明「並無作出修改」)		
	Page number in version with print date on 7 September 2020 2020年9月7日檢印製版本之頁數	Page number in revised version with examination date on 4 December 2020 2020年12月4日檢視版本之頁數	Revision Made 所作修改
4 December 2020 2020年12月4日	8	8	Information on the Development is updated. 更新發展項目的資料。
	17	17	Information on Property Management is updated. 更新物業管理的資料。
	18	18	Location Plan of the Development is updated. 更新發展項目的所在位置圖。
	19, 19A, 19B	19, 19A, 19B, 19C, 19D	Aerial Photographs of the Development are revised. 修改發展項目的鳥瞰照片。
	223	223	Context of "Inspection of Plans and Deed of Mutual Covenant" is updated. 更新 " 閱覽圖則及公契 " 之內容。
	314	314	Context of "Maintenance of Slopes" is updated. 更新 " 斜坡維修 " 之內容。
	322	322	Information in Application for Concession on Gross Floor Area of Building is updated. 更新申請建築物總樓面面積寬免的資料。
	323	323	Information required by the Director of Lands to be set out in the Sales Brochure as a condition for giving the pre-sale consent is deleted. 刪去地政總署署長作為給予預售樓花同意書的條件而規定列於售樓說明書的資料。

Examination / Revision Date 檢視 / 修改日期	Revision Made 所作修改 (If no revisions is required, please state "no revision made") (如無須作出修改, 請註明「並無作出修改」)		
	Page number in version with print date on 4 December 2020 2020年12月4日印製版本之頁數	Page number in revised version with examination date on 2 March 2021 2021年3月2日檢視版本之頁數	Revision Made 所作修改
2 March 2021 2021年3月2日	9	9	Information on Vendor and others involved in the Development is updated. 更新賣方及有參與發展項目的其他人的資料。
	18	18	Location Plan of the Development is updated. 更新發展項目的所在位置圖。

EXAMINATION RECORD

檢視記錄

Examination / Revision Date 檢視 / 修改日期	Revision Made 所作修改 (If no revisions is required, please state "no revision made") (如無須作出修改, 請註明「並無作出修改」)		
	Page number in version with print date on 2 March 2021 2021年3月2日印製版本之頁數	Page number in revised version with examination date on 31 May 2021 2021年5月31日檢視版本之頁數	Revision Made 所作修改
31 May 2021 2021年5月31日	18	18	Location Plan of the Development is updated. 更新發展項目的所在位置圖。
	19, 19A	19, 19A	Aerial Photographs of the Development are updated. 更新發展項目的鳥瞰照片。
	19B, 19C, 19D	19B, 19C, 19D	Previous Aerial Photographs of the Development are deleted. 刪去發展項目先前的鳥瞰照片。
Examination / Revision Date 檢視 / 修改日期	Revision Made 所作修改 (If no revisions is required, please state "no revision made") (如無須作出修改, 請註明「並無作出修改」)		
	Page number in version with print date on 31 May 2021 2021年5月31日印製版本之頁數	Page number in revised version with examination date on 30 August 2021 2021年8月30日檢視版本之頁數	Revision Made 所作修改
30 August 2021 2021年8月30日	1, 2, 3, 4, 5, 6, 7	1, 2, 3, 4, 5, 6, 7	Notes to Purchasers of First-hand Residential Properties is updated. 更新一手住宅物業買家須知。
	18	18	Location Plan of the Development is updated. 更新發展項目的所在位置圖。
	23	23	Outline Zoning Plan Relating to the Development is updated. 更新關乎發展項目的分區計劃大綱圖。
Examination / Revision Date 檢視 / 修改日期	Revision Made 所作修改 (If no revisions is required, please state "no revision made") (如無須作出修改, 請註明「並無作出修改」)		
	Page number in version with print date on 30 August 2021 2021年8月30日印製版本之頁數	Page number in revised version with examination date on 27 October 2021 2021年10月27日檢視版本之頁數	Revision Made 所作修改
27 October 2021 2021年10月27日	6	6	Notes to Purchasers of First-hand Residential Properties is updated. 更新一手住宅物業買家須知。
	19, 19A, 19B, 19C	19, 19A, 19B, 19C	Aerial Photographs of the Development are revised. 修改發展項目的鳥瞰照片。
	191	191	Key Plan for Cross-section Plans of Building in the Development is updated. 更新發展項目中的建築物的橫截面圖的索引圖。

EXAMINATION RECORD

檢視記錄

Examination / Revision Date 檢視 / 修改日期	Revision Made 所作修改 (If no revisions is required, please state "no revision made") (如無須作出修改, 請註明「並無作出修改」)		
	Page number in version with print date on 27 October 2021 2021年10月27日印製版本之頁數	Page number in revised version with examination date on 25 January 2022 2022年1月25日檢視版本之頁數	Revision Made 所作修改
25 January 2022 2022年1月25日	18	18	Location Plan of the Development is updated. 更新發展項目的所在位置圖。
Examination / Revision Date 檢視 / 修改日期	Revision Made 所作修改 (If no revisions is required, please state "no revision made") (如無須作出修改, 請註明「並無作出修改」)		
	Page number in version with print date on 25 January 2022 2022年1月25日印製版本之頁數	Page number in revised version with examination date on 20 April 2022 2022年4月20日檢視版本之頁數	Revision Made 所作修改
20 April 2022 2022年4月20日	18	18	Location Plan of the Development is updated. 更新發展項目的所在位置圖。
Examination / Revision Date 檢視 / 修改日期	Revision Made 所作修改 (If no revisions is required, please state "no revision made") (如無須作出修改, 請註明「並無作出修改」)		
	Page number in version with print date on 20 April 2022 2022年4月20日印製版本之頁數	Page number in revised version with examination date on 14 July 2022 2022年7月14日檢視版本之頁數	Revision Made 所作修改
14 July 2022 2022年7月14日	18	18	Location Plan of the Development is updated. 更新發展項目的所在位置圖。
Examination / Revision Date 檢視 / 修改日期	Revision Made 所作修改 (If no revisions is required, please state "no revision made") (如無須作出修改, 請註明「並無作出修改」)		
	Page number in version with print date on 14 July 2022 2022年7月14日印製版本之頁數	Page number in revised version with examination date on 12 October 2022 2022年10月12日檢視版本之頁數	Revision Made 所作修改
12 October 2022 2022年10月12日	18	18	Location Plan of the Development is updated. 更新發展項目的所在位置圖。

EXAMINATION RECORD

檢視記錄

Examination / Revision Date 檢視 / 修改日期	Revision Made 所作修改 (If no revisions is required, please state "no revision made") (如無須作出修改, 請註明「並無作出修改」)		
	Page number in version with print date on 12 October 2022 2022年10月12日印製版本之頁數	Page number in revised version with examination date on 9 January 2023 2023年1月9日檢視版本之頁數	Revision Made 所作修改
9 January 2023 2023年1月9日	18	18	Location Plan of the Development is updated. 更新發展項目的所在位置圖。
	19, 19A, 19B	19, 19A, 19B	Aerial Photographs of the Development are revised. 修改發展項目的鳥瞰照片。
	19C	19C	Previous Aerial Photograph of the Development is deleted. 刪去發展項目先前的鳥瞰照片。
	20, 23	20, 23	Outline Zoning Plan Relating to the Development is updated. 更新關乎發展項目的分區計劃大綱圖。
Examination / Revision Date 檢視 / 修改日期	Revision Made 所作修改 (If no revisions is required, please state "no revision made") (如無須作出修改, 請註明「並無作出修改」)		
	Page number in version with print date on 9 January 2023 2023年1月9日印製版本之頁數	Page number in revised version with examination date on 4 April 2023 2023年4月4日檢視版本之頁數	Revision Made 所作修改
4 April 2023 2023年4月4日	4, 7	4, 7	Notes to Purchasers of First-Hand Residential Properties is updated. 更新一手住宅物業買家須知。
	18	18	Location Plan of the Development is updated. 更新發展項目的所在位置圖。
	19C	19C	Aerial Photograph of the Development is revised. 修改發展項目的鳥瞰照片。
Examination / Revision Date 檢視 / 修改日期	Revision Made 所作修改 (If no revisions is required, please state "no revision made") (如無須作出修改, 請註明「並無作出修改」)		
	Page number in version with print date on 4 April 2023 2023年4月4日印製版本之頁數	Page number in revised version with examination date on 29 June 2023 2023年6月29日檢視版本之頁數	Revision Made 所作修改
29 June 2023 2023年6月29日	18	18	Location Plan of the Development is updated. 更新發展項目的所在位置圖。

EXAMINATION RECORD

檢視記錄

Examination / Revision Date 檢視 / 修改日期	Revision Made 所作修改 (If no revisions is required, please state "no revision made") (如無須作出修改, 請註明「並無作出修改」)		
	Page number in version with print date on 29 June 2023 2023年6月29日印製版本之頁數	Page number in revised version with examination date on 20 September 2023 2023年9月20日檢視版本之頁數	Revision Made 所作修改
20 September 2023 2023年9月20日	18	18	Location Plan of the Development is updated. 更新發展項目的所在位置圖。
	19, 19A, 19B	19, 19A, 19B	Aerial Photographs of the Development are revised. 修改發展項目的鳥瞰照片。
	19C	19C	Previous Aerial Photograph of the Development is deleted. 刪去發展項目先前的鳥瞰照片。

Examination / Revision Date 檢視 / 修改日期	Revision Made 所作修改 (If no revisions is required, please state "no revision made") (如無須作出修改, 請註明「並無作出修改」)		
	Page number in version with print date on 20 September 2023 2023年9月20日印製版本之頁數	Page number in revised version with examination date on 13 December 2023 2023年12月13日檢視版本之頁數	Revision Made 所作修改
13 December 2023 2023年12月13日	18	18	Location Plan of the Development is updated. 更新發展項目的所在位置圖。
	319, 320, 322	319, 320, 322	Information in Application for Concession on Gross Floor Area of Building is updated. 更新申請建築物總樓面面積寬免的資料。

Examination / Revision Date 檢視 / 修改日期	Revision Made 所作修改 (If no revisions is required, please state "no revision made") (如無須作出修改, 請註明「並無作出修改」)		
	Page number in version with print date on 13 December 2023 2023年12月13日印製版本之頁數	Page number in revised version with examination date on 11 March 2024 2024年3月11日檢視版本之頁數	Revision Made 所作修改
11 March 2024 2024年3月11日	18	18	Location Plan of the Development is updated. 更新發展項目的所在位置圖。
	19, 19A	19, 19A	Aerial Photographs of the Development are revised. 修改發展項目的鳥瞰照片。
	19B	19B	Previous Aerial Photograph of the Development is deleted. 刪去發展項目先前的鳥瞰照片。
	20, 23	20, 23	Outline Zoning Plan Relating to the Development is updated. 更新關於發展項目的分區計劃大綱圖。

EXAMINATION RECORD

檢視記錄

Examination / Revision Date 檢視 / 修改日期	Revision Made 所作修改 (If no revisions is required, please state "no revision made") (如無須作出修改, 請註明「並無作出修改」)		
	Page number in version with print date on 11 March 2024 2024年3月11日印製版本之頁數	Page number in revised version with examination date on 6 June 2024 2024年6月6日檢視版本之頁數	Revision Made 所作修改
6 June 2024 2024年6月6日	18	18	Location Plan of the Development is updated. 更新發展項目的所在位置圖。
	237, 238, 243, 247	237, 238, 243, 247	Fittings, Finishes and Appliances are updated. 更新裝置、裝修物料及設備。
Examination / Revision Date 檢視 / 修改日期	Revision Made 所作修改 (If no revisions is required, please state "no revision made") (如無須作出修改, 請註明「並無作出修改」)		
	Page number in version with print date on 6 June 2024 2024年6月6日印製版本之頁數	Page number in revised version with examination date on 4 September 2024 2024年9月4日檢視版本之頁數	Revision Made 所作修改
4 September 2024 2024年9月4日	18	18	Location Plan of the Development is updated. 更新發展項目的所在位置圖。
	19, 19A, 19B	19, 19A, 19B	Aerial Photographs of the Development are revised. 修改發展項目的鳥瞰照片。
	22	22	Outline Zoning Plan Relating to the Development is updated. 更新關乎發展項目的分區計劃大綱圖。
Examination / Revision Date 檢視 / 修改日期	Revision Made 所作修改 (If no revisions is required, please state "no revision made") (如無須作出修改, 請註明「並無作出修改」)		
	Page number in revised version with examination date on 4 September 2024 2024年9月4日檢視版本之頁數	Page number in revised version with examination date on 2 December 2024 2024年12月2日檢視版本之頁數	Revision Made 所作修改
2 December 2024 2024年12月2日	18	18	Location Plan of the Development is updated. 更新發展項目的所在位置圖。
	19, 19A, 19B	19, 19A, 19B	Aerial Photographs of the Development are revised. 修改發展項目的鳥瞰照片。

Examination / Revision Date 檢視 / 修改日期	Revision Made 所作修改 (If no revisions is required, please state "no revision made") (如無須作出修改, 請註明「並無作出修改」)		
	Page number in revised version with examination date on 2 December 2024 2024年12月2日檢視版本之頁數	Page number in revised version with examination date on 26 February 2025 2025年2月26日檢視版本之頁數	Revision Made 所作修改
26 February 2025 2025年2月26日	18	18	Location Plan of the Development is updated. 更新發展項目的所在位置圖。
	319, 320	319, 320	Information in Application for Concession on Gross Floor Area of Building is updated. 更新申請建築物總樓面面積寬免的資料。

Examination / Revision Date 檢視 / 修改日期	Revision Made 所作修改 (If no revisions is required, please state "no revision made") (如無須作出修改, 請註明「並無作出修改」)		
	Page number in revised version with examination date on 26 February 2025 2025年2月26日檢視版本之頁數	Page number in revised version with examination date on 20 May 2025 2025年5月20日檢視版本之頁數	Revision Made 所作修改
20 May 2025 2025年5月20日	18	18	Location Plan of the Development is updated. 更新發展項目的所在位置圖。
	19, 19A	19, 19A	Aerial Photographs of the Development are revised. 修改發展項目的鳥瞰照片。
	19B	19B	Previous Aerial Photograph of the Development is deleted. 刪去發展項目先前的鳥瞰照片。
	22	22	Outline Zoning Plan Relating to the Development is updated. 更新關於發展項目的分區計劃大綱圖。

Examination / Revision Date 檢視 / 修改日期	Revision Made 所作修改 (If no revisions is required, please state "no revision made") (如無須作出修改, 請註明「並無作出修改」)		
	Page number in revised version with examination date on 20 May 2025 2025年5月20日檢視版本之頁數	Page number in revised version with examination date on 19 August 2025 2025年8月19日檢視版本之頁數	Revision Made 所作修改
19 August 2025 2025年8月19日	18	18	Location Plan of the Development is updated. 更新發展項目的所在位置圖。
	19, 19A	19, 19A	Aerial Photographs of the Development are revised. 修改發展項目的鳥瞰照片。

EXAMINATION RECORD

檢視記錄

Examination / Revision Date 檢視 / 修改日期	Revision Made 所作修改 (If no revisions is required, please state "no revision made") (如無須作出修改, 請註明「並無作出修改」)		
	Page number in revised version with examination date on 19 August 2025 2025年8月19日檢視版本之頁數	Page number in revised version with examination date on 18 November 2025 2025年11月18日檢視版本之頁數	Revision Made 所作修改
18 November 2025 2025年11月18日	18	18	Location Plan of the Development is updated. 更新發展項目的所在位置圖。
	19	19	Aerial Photograph of the Development is revised. 修改發展項目的鳥瞰照片。
	19A	19A	Previous Aerial Photograph of the Development is deleted. 刪去發展項目先前的鳥瞰照片。
	22	22	Outline Zoning Plan Relating to the Development is updated. 更新關乎發展項目的分區計劃大綱圖。
Examination / Revision Date 檢視 / 修改日期	Revision Made 所作修改 (If no revisions is required, please state "no revision made") (如無須作出修改, 請註明「並無作出修改」)		
	Page number in revised version with examination date on 18 November 2025 2025年11月18日檢視版本之頁數	Page number in revised version with examination date on 12 February 2026 2026年2月12日檢視版本之頁數	Revision Made 所作修改
12 February 2026 2026年2月12日	18	18	Location Plan of the Development is updated. 更新發展項目的所在位置圖。
	19	19	Aerial Photograph of the Development is revised. 修改發展項目的鳥瞰照片。
	262, 263, 294, 295, 296, 300, 301, 304, 310	262, 263, 294, 295, 296, 300, 301, 304, 310	Fittings, Finishes and Appliances are updated. 更新裝置、裝修物料及設備。
Examination / Revision Date 檢視 / 修改日期	Revision Made 所作修改 (If no revisions is required, please state "no revision made") (如無須作出修改, 請註明「並無作出修改」)		
	Page number in revised version with examination date on 12 February 2026 2026年2月12日檢視版本之頁數	Page number in revised version with examination date on 12 May 2026 2026年5月12日檢視版本之頁數	Revision Made 所作修改
12 May 2026 2026年5月12日	18	18	Location Plan of the Development is updated. 更新發展項目的所在位置圖。
	22	22	Outline Zoning Plan Relating to the Development is updated. 更新關乎發展項目的分區計劃大綱圖。

